

FOR THE NORTHERN DISTRICT OF MISSISSIPPI

DELTA DIVISION

FILED

MAR 08 2013

DAVID CREWS, CLERK
BY *[Signature]* Deputy

KELLY MCNEAL, ET.AL,
 PLAINTIFFS)
)
 V.)
) NO. DC7029-S
 TATE COUNTY SCHOOL DISTRICT, ET.AL)
 DEFENDENTS)
 REPORT)

In pursuant to and in accordance with the order of the county entered the 4th day of August, 1970, in the above style and numbered cause, the defendants, Tate County School Board of Education, hereby files its report as directed by Section 9 of said order:

Paragraph 1 under 9

This report reflects the information according to the three zones as defined in the Court's order in said cause: namely Easterly zone, Northwesterly zone, and Southwesterly zone. (1) The Easterly zone embraces the attendance centers of East Tate and Independence; (2) the Northwesterly zone embraces the attendance centers of Tate County and Coldwater; (3) the Southwesterly zone consists of Strayhorn Attendance Center and each zone operates as a unitary system.

In reporting paragraph one under nine, the number of students by race enrolled in the school district is entered the 4th day of August, 1970, in the above style and numbered cause, the defendants, Tate County School Board of Education, hereby files its report as directed by section 9 of said order:

In reporting paragraph one under nine, the number of students by race enrolled in the school district is:

White	1,713
Black	1,061
Hispanic	103
Asian	2
Native American	<u>3</u>
TOTAL	2,882

The number of students by race enrolled at:

Coldwater Attendance Center
(formerly Coldwater Elem. School & Coldwater High School)

White	83
Black	474
Hispanic	8
Asian	0
Native American	<u>0</u>
TOTAL	565

East Tate Elementary School

White	469
Black	274
Hispanic	34
Asian	1
Native American	<u>0</u>
TOTAL	778

Strayhorn Elementary School

White	496
Black	49
Hispanic	29
Asian	1
Native American	<u>1</u>
TOTAL	576

Strayhorn High School

White	313
Black	30
Hispanic	12
Asian	0
Native American	<u>2</u>
TOTAL	357

Independence High School

White	352
Black	234
Hispanic	20
Asian	0
Native American	<u>0</u>
TOTAL	606

The number of students by race enrolled in each classroom in each school is:

Coldwater Attendance Center (grades K-12)
(former Coldwater Elementary School/Coldwater High School)

Grade: SPED
 Teacher: C. Taylor
 Total Number of Students: 11
 Black 7
 White 4
 Hispanic 0
 Asian 0
 Native American 0

Grade: SPED
 Teacher: D. Williams
 1st Period Conference

2nd Period Total number of students 2
 Black 0
 White 1
 Hispanic 1
 Asian 0
 Native American 0

3rd Period Total number of students 2
 Black 1
 White 1
 Hispanic 0
 Asian 0
 Native American 0

4th Period Total number of students 2
 Black 1
 White 1
 Hispanic 0
 Asian 0
 Native American 0

5th Period Total number of students 2
 Black 1
 White 1
 Hispanic 0
 Asian 0
 Native American 0

6th Period Total number of students 3
 Black 2
 White 1
 Hispanic 0
 Asian 0
 Native American 0

7TH Period Total number of students 1
 Black 0
 White 1
 Hispanic 0
 Asian 0
 Native American 0

Grade: SPED
 Teacher: M. Jones
 1st Period Conference

2nd Period Total number of students 2
 Black 2
 White 0
 Hispanic 0
 Asian 0
 Native American 0

3rd Period Total number of students 6

Black	6
White	0
Hispanic	0
Asian	0
Native American	0
4 th Period	Total number of students 1
Black	1
White	0
Hispanic	0
Asian	0
Native American	0
5 th Period	Total number of students 6
Black	6
White	0
Hispanic	0
Asian	0
Native American	0
6 th Period	Total number of students 4
Black	4
White	0
Hispanic	0
Asian	0
Native American	0
7 th Period	Total number of students 7
Black	7
White	0
Hispanic	0
Asian	0
Native American	0
Grade:	Gifted
Teacher:	N. Grant
1 st Period	Total number of students 1
Black	1
White	0
Hispanic	0
Asian	0
Native American	0
2 nd Period	Total number of students 1
Black	0
White	1
Hispanic	0
Asian	0
Native American	0
3 rd Period	Total number of students 2
Black	2
White	0
Hispanic	0
Asian	0
Native American	0
4 th Period	Total number of students 2
Black	1
White	1
Hispanic	0
Asian	0
Native American	0
5 th Period	Total number of students 2
Black	1
White	1
Hispanic	0
Asian	0

Native American 0

6th Period Total number of students 1

Black 1

White 0

Hispanic 0

Asian 0

Native American 0

7th Period Conference

Grade: Pre-K

Teacher: R. Johnston

Total Number of Students: 19

Black 15

White 3

Hispanic 1

Asian 0

Native American 0

Grade: Kindergarten

Teacher: E. Branch

Total Number of Students: 23

Black 21

White 1

Hispanic 1

Asian 0

Native American 0

Grade: Kindergarten

Teacher: S. Pinkston

Total Number of Students: 24

Black 20

White 2

Hispanic 2

Asian 0

Native American 0

Grade: First

Teacher: D. Berry

Total Number of Students: 17

Black 14

White 3

Hispanic 0

Asian 0

Native American 0

Grade: First

Teacher: M. McLeod

Total Number of Students: 20

Black 15

White 3

Hispanic 2

Asian 0

Native American 0

Grade: First

Teacher: T. Riffe

Total Number of Students: 19

Black 13

White 6

Hispanic 0

Asian 0

Native American 0

Grade: Second

Teacher: Stacy Johnson

Total Number of Students: 16

Black	14
White	2
Hispanic	0
Asian	0
Native American	0
Grade:	Second
Teacher:	P. Tapp
Total Number of Students:	16
Black	11
White	5
Hispanic	0
Asian	0
Native American	0
Grade:	Third
Teacher:	M. Baird
1 st Period	Total number of students 24
Black	19
White	5
Hispanic	0
Asian	0
Native American	0
2 nd Period	Total number of students 24
Black	19
White	5
Hispanic	0
Asian	0
Native American	0
3 rd Period	Conference
4 th Period	Total number of students 24
Black	19
White	5
Hispanic	0
Asian	0
Native American	0
5 th Period	Total number of students 20
Black	16
White	4
Hispanic	0
Asian	0
Native American	0
6 th Period	Total number of students 20
Black	16
White	4
Hispanic	0
Asian	0
Native American	0
7 th Period	Total number of students 20
Black	16
White	4
Hispanic	0
Asian	0
Native American	0
Grade:	Third
Teacher:	C. Shelton
1 st Period	Total number of students 20
Black	16
White	4

Hispanic	0
Asian	0
Native American	0
 2 nd Period	 Total number of students 20
Black	16
White	4
Hispanic	0
Asian	0
Native American	0
 3 rd Period	 Conference
 4 th Period	 Total number of students 20
Black	16
White	4
Hispanic	0
Asian	0
Native American	0
 5 th Period	 Total number of students 24
Black	19
White	5
Hispanic	0
Asian	0
Native American	0
 6 th Period	 Total number of students 24
Black	19
White	5
Hispanic	0
Asian	0
Native American	0
 7 th Period	 Total number of students 24
Black	19
White	5
Hispanic	0
Asian	0
Native American	0
 Grade:	 Fourth
Teacher:	L. Gross
 1 st Period	 Total number of students 19
Black	16
White	3
Hispanic	0
Asian	0
Native American	0
 2 nd Period	 Total number of students 19
Black	16
White	3
Hispanic	0
Asian	0
Native American	0
 3 rd Period	 Total number of students 19
Black	16
White	3
Hispanic	0
Asian	0
Native American	0
 4 th Period	 Conference
 5 th Period	 Total number of students 19
Black	16
White	3

Hispanic	0
Asian	0
Native American	0
6 th Period	Total number of students 19
Black	16
White	3
Hispanic	0
Asian	0
Native American	0
7 th Period	Total number of students 19
Black	16
White	3
Hispanic	0
Asian	0
Native American	0
Grade:	Fourth
Teacher:	K. Wilson
1 st Period	Total number of students 22
Black	20
White	2
Hispanic	0
Asian	0
Native American	0
2 nd Period	Total number of students 22
Black	20
White	2
Hispanic	0
Asian	0
Native American	0
3 rd Period	Total number of students 22
Black	20
White	2
Hispanic	0
Asian	0
Native American	0
4 th Period	Conference
5 th Period	Total number of students 22
Black	14
White	8
Hispanic	0
Asian	0
Native American	0
6 th Period	Total number of students 22
Black	14
White	8
Hispanic	0
Asian	0
Native American	0
7 th Period	Total number of students 22
Black	14
White	8
Hispanic	0
Asian	0
Native American	0
Grade:	Fourth
Teacher:	G. Wright
1 st Period	Total number of students 22
Black	15
White	7

Hispanic	0
Asian	0
Native American	0
2 nd Period	Total number of students 22
Black	15
White	7
Hispanic	0
Asian	0
Native American	0
3 rd Period	Total number of students 22
Black	15
White	7
Hispanic	0
Asian	0
Native American	0
4 th Period	Conference
5 th Period	Total number of students 22
Black	20
White	2
Hispanic	0
Asian	0
Native American	0
6 th Period	Total number of students 22
Black	20
White	2
Hispanic	0
Asian	0
Native American	0
7 th Period	Total number of students 22
Black	20
White	2
Hispanic	0
Asian	0
Native American	0
Grade:	Fifth
Teacher:	S. Lowe
1 st Period	Total number of students 26
Black	17
White	8
Hispanic	1
Asian	0
Native American	0
2 nd Period	Total number of students 20
Black	19
White	1
Hispanic	0
Asian	0
Native American	0
3 rd Period	Conference
4 th Period	Total number of students 21
Black	19
White	2
Hispanic	0
Asian	0
Native American	0
5 th Period	Total number of students 25
Black	18
White	6

Hispanic	1
Asian	0
Native American	0
6 th Period	Total number of students 19
Black	16
White	3
Hispanic	0
Asian	0
Native American	0
7 th Period	Total number of students 19
Black	13
White	6
Hispanic	0
Asian	0
Native American	0
Grade:	Fifth & Sixth
Teacher:	N, Riley
1 st Period	Total number of students 19
Black	14
White	5
Hispanic	0
Asian	0
Native American	0
2 nd Period	Total number of students 19
Black	16
White	3
Hispanic	0
Asian	0
Native American	0
3 rd Period	Total number of students 25
Black	17
White	7
Hispanic	0
Asian	0
Native American	0
4 th Period	Total number of students 19
Black	16
White	3
Hispanic	0
Asian	0
Native American	0
5 th Period	Total number of students 19
Black	14
White	5
Hispanic	0
Asian	0
Native American	0
6 th Period	Conference
7 th Period	Total number of students 21
Black	19
White	2
Hispanic	0
Asian	0
Native American	0
Grade:	Fifth & Sixth
Teacher:	G. Shaheen
1 st Period	Total number of students 19
Black	16
White	3

Hispanic	0
Asian	0
Native American	0
2 nd Period	Total number of students 19
Black	14
White	5
Hispanic	0
Asian	0
Native American	0
3 rd Period	Total number of students 21
Black	19
White	2
Hispanic	0
Asian	0
Native American	0
4 th Period	Total number of students 25
Black	17
White	7
Hispanic	1
Asian	0
Native American	0
5 th Period	Total number of students 19
Black	16
White	3
Hispanic	0
Asian	0
Native American	0
6 th Period	Total number of students 19
Black	14
White	5
Hispanic	0
Asian	0
Native American	0
7 th Period	Conference
Grade:	Fifth & Sixth
Teacher:	T. Tate
1 st Period	Total number of students 20
Black	19
White	1
Hispanic	0
Asian	0
Native American	0
2 nd Period	Total number of students 26
Black	17
White	8
Hispanic	1
Asian	0
Native American	0
3 rd Period	Total number of students 19
Black	16
White	3
Hispanic	0
Asian	0
Native American	0
4 th Period	Total number of students 19
Black	14
White	5
Hispanic	0
Asian	0

Native American	0
5 th Period	Total number of students 21
Black	19
White	2
Hispanic	0
Asian	0
Native American	0
6 th Period	Conference
7 th Period	Total number of students 25
Black	17
White	7
Hispanic	1
Asian	0
Native American	0
Grade:	Ninth - Twelfth
Teacher:	W. Spiva
1 st Period	Total number of students 8
Black	8
White	0
Hispanic	0
Asian	0
Native American	0
2 nd Period	Total number of students 14
Black	14
White	0
Hispanic	0
Asian	0
Native American	0
3 rd Period	Conference
4 th Period	Total number of students 64 (P.E.)
Black	53
White	11
Hispanic	0
Asian	0
Native American	0
5 th Period	Total number of students 19
Black	17
White	2
Hispanic	0
Asian	0
Native American	0
6 th Period	Total number of students 46 (P.E.)
Black	36
White	9
Hispanic	1
Asian	0
Native American	0
7 th Period	Total number of students 4
Black	4
White	0
Hispanic	0
Asian	0
Native American	0
Grade:	Sixth - Eighth
Teacher:	Sharon Johnson
1 st Period	Total number of students 10
Black	8
White	2

Hispanic	0
Asian	0
Native American	0
2 nd Period	Total number of students 21
Black	18
White	3
Hispanic	0
Asian	0
Native American	0
3 rd Period	Total number of students 19
Black	14
White	5
Hispanic	0
Asian	0
Native American	0
4 th Period	Total number of students 16
Black	15
White	1
Hispanic	0
Asian	0
Native American	0
5 th Period	Total number of students 20
Black	16
White	3
Hispanic	1
Asian	0
Native American	0
6 th Period	Conference
7 th Period	Total number of students 19
Black	16
White	3
Hispanic	0
Asian	0
Native American	0
Grade:	First – Eighth (P.E.)
Teacher:	M. Cathey
1 st Period	Total number of students 20
Black	16
White	3
Hispanic	1
Asian	0
Native American	0
2 nd Period	Total number of students 55
Black	42
White	11
Hispanic	2
Asian	0
Native American	0
3 rd Period	Total number of students 21
Black	19
White	2
Hispanic	0
Asian	0
Native American	0
4 th Period	Conference
5 th Period	Total number of students 15
Black	13
White	2

Hispanic	0
Asian	0
Native American	0
6 th Period	Total number of students 17
Black	15
White	2
Hispanic	0
Asian	0
Native American	0
7 th Period	Total number of students 16
Black	15
White	1
Hispanic	0
Asian	0
Native American	0
Grade:	Seventh
Teacher:	C. Young
1 st Period	Total number of students 21
Black	18
White	3
Hispanic	0
Asian	0
Native American	0
2 nd Period	Total number of students 20
Black	16
White	3
Hispanic	1
Asian	0
Native American	0
3 rd Period	Total number of students 44 (P.E.)
Black	35
White	9
Hispanic	0
Asian	0
Native American	0
4 th Period	Total number of students 2
Black	2
White	0
Hispanic	0
Asian	0
Native American	0
5 th Period	Total number of students 16
Black	15
White	1
Hispanic	0
Asian	0
Native American	0
6 th Period	Conference
7 th Period	Total number of students 15
Black	13
White	2
Hispanic	0
Asian	0
Native American	0
Grade:	Seventh & Eighth
Teacher:	G. Smith
1 st Period	Conference
2 nd Period	Total number of students 17

Black	15
White	2
Hispanic	0
Asian	0
Native American	0
3 rd Period	Total number of students 20
Black	15
White	4
Hispanic	1
Asian	0
Native American	0
4 th Period	Total number of students 21
Black	20
White	1
Hispanic	0
Asian	0
Native American	0
5 th Period	Total number of students 21
Black	20
White	1
Hispanic	0
Asian	0
Native American	0
6 th Period	Total number of students 14
Black	13
White	1
Hispanic	0
Asian	0
Native American	0
7 th Period	Total number of students 14
Black	13
White	1
Hispanic	0
Asian	0
Native American	0
Grade:	Seventh – Twelfth
Teacher:	R. Humphrey
1 st Period	Total number of students 16
Black	15
White	1
Hispanic	0
Asian	0
Native American	0
2 nd Period	Total number of students 18
Black	16
White	2
Hispanic	0
Asian	0
Native American	0
3 rd Period	Total number of students 9
Black	9
White	0
Hispanic	0
Asian	0
Native American	0
4 th Period	Total number of students 8
Black	8
White	0
Hispanic	0
Asian	0

Native American	0
5 th Period	Total number of students 10
Black	10
White	0
Hispanic	0
Asian	0
Native American	0
6 th Period	Conference
7 th Period	Total number of students 21
Black	18
White	3
Hispanic	0
Asian	0
Native American	0
Grade:	Seventh & Eighth
Teacher:	K. Clanton
1 st Period	Total number of students 16
Black	15
White	1
Hispanic	0
Asian	0
Native American	0
2 nd Period	Total number of students 14
Black	13
White	1
Hispanic	0
Asian	0
Native American	0
3 rd Period	Total number of students 15
Black	13
White	2
Hispanic	0
Asian	0
Native American	0
4 th Period	Total number of students 20
Black	15
White	4
Hispanic	1
Asian	0
Native American	0
5 th Period	Total number of students 21
Black	18
White	3
Hispanic	0
Asian	0
Native American	0
6 th Period	Total number of students 20
Black	16
White	3
Hispanic	1
Asian	0
Native American	0
Grade:	Ninth - Twelfth
Teacher:	R. Taylor
1 st Period	Total number of students 15
Black	14
White	1

Hispanic	0
Asian	0
Native American	0
2 nd Period	Conference
3 rd Period	Total number of students 14
Black	14
White	0
Hispanic	0
Asian	0
Native American	0
4 th Period	Total number of students 21
Black	20
White	1
Hispanic	0
Asian	0
Native American	0
5 th Period	Total number of students 7
Black	7
White	0
Hispanic	0
Asian	0
Native American	0
6 th Period	Total number of students 7
Black	7
White	0
Hispanic	0
Asian	0
Native American	0
7 th Period	Total number of students 8
Black	8
White	0
Hispanic	0
Asian	0
Native American	0
Grade:	Tenth – Twelfth
Teacher:	N. Rodriguez
1 st Period	Total number of students 15
Black	15
White	0
Hispanic	0
Asian	0
Native American	0
2 nd Period	Total number of students 26
Black	24
White	2
Hispanic	0
Asian	0
Native American	0
3 rd Period	Total number of students 18
Black	16
White	2
Hispanic	0
Asian	0
Native American	0
4 th Period	Conference

(5th – 7th Periods) Taught at Strayhorn High School

Grade:	Seventh – Twelfth
Teacher:	A. Huffman
1 st Period	Conference
2 nd Period	Total number of students 3
Black	3
White	0
Hispanic	0
Asian	0
Native American	0
3 rd Period	Total number of students 16
Black	15
White	1
Hispanic	0
Asian	0
Native American	0
4 th Period	Total number of students 15
Black	12
White	3
Hispanic	0
Asian	0
Native American	0
5 th Period	Total number of students 13
Black	13
White	0
Hispanic	0
Asian	0
Native American	0
6 th Period	Total number of students 21
Black	18
White	3
Hispanic	0
Asian	0
Native American	0
7 th Period	Total number of students 20
Black	16
White	3
Hispanic	1
Asian	0
Native American	0
Grade:	Ninth – Eleventh
Teacher:	R. Red
(Periods 1 st – 4 th Taught at Strayhorn High School)	
5 th Period	Conference
6 th Period	Total number of students 5
Black	5
White	0
Hispanic	0
Asian	0
Native American	0
7 th Period	Total number of students 13
Black	13
White	0
Hispanic	0
Asian	0
Native American	0
Grade:	Ninth – Twelfth
Teacher:	S. Morgan
1 st Period	Conference
2 nd Period	Total number of students 11
Black	11

White	0
Hispanic	0
Asian	0
Native American	0
3 rd Period	Total number of students 25
Black	25
White	0
Hispanic	0
Asian	0
Native American	0
4 th Period	Total number of students 14
Black	14
White	0
Hispanic	0
Asian	0
Native American	0
5 th Period	Total number of students 23
Black	22
White	1
Hispanic	0
Asian	0
Native American	0
6 th Period	Total number of students 21
Black	20
White	1
Hispanic	0
Asian	0
Native American	0
7 th Period	Total number of students 21
Black	19
White	2
Hispanic	0
Asian	0
Native American	0
Grade:	Ninth –Twelfth
Teacher:	D. King
1 st Period	Total number of students 15
Black	14
White	1
Hispanic	0
Asian	0
Native American	0
2 nd Period	Total number of students 14
Black	14
White	0
Hispanic	0
Asian	0
Native American	0
3 rd Period	Total number of students 16
Black	14
White	2
Hispanic	0
Asian	0
Native American	0
4 th Period	Total number of students 12
Black	10
White	2
Hispanic	0
Asian	0

Native American	0
5 th Period	Total number of students 12
Black	11
White	1
Hispanic	0
Asian	0
Native American	0
6 th Period	Total number of students 8
Black	8
White	0
Hispanic	0
Asian	0
Native American	0
7 th Period	Conference
Grade:	Ninth – Twelfth
Teacher:	B. Shanks
1 st Period	Total number of students 6
Black	6
White	0
Hispanic	0
Asian	0
Native American	0
2 nd Period	Conference
3 rd Period	Total number of students 16
Black	16
White	0
Hispanic	0
Asian	0
Native American	0
4 th Period	Total number of students 16
Black	15
White	1
Hispanic	0
Asian	0
Native American	0
5 th Period	Total number of students 15
Black	15
White	0
Hispanic	0
Asian	0
Native American	0
6 th Period	Total number of students 15
Black	14
White	1
Hispanic	0
Asian	0
Native American	0
7 th Period	Total number of students 15
Black	14
White	1
Hispanic	0
Asian	0
Native American	0

Grade:	Tenth - Twelfth
Teacher:	C. O'Neal
1 st Period	Total number of students 24
Black	21
White	3
Hispanic	0
Asian	0
Native American	0

2 nd Period	Conference
------------------------	------------

3 rd Period	Total number of students 19
Black	16
White	3
Hispanic	0
Asian	0
Native American	0

4 th Period	Total number of students 15
Black	14
White	1
Hispanic	0
Asian	0
Native American	0

5 th Period	Total number of students 4
Black	4
White	0
Hispanic	0
Asian	0
Native American	0

6 th Period	Total number of students 8
Black	8
White	0
Hispanic	0
Asian	0
Native American	0

7 th Period	Total number of students 24
Black	23
White	1
Hispanic	0
Asian	0
Native American	0

Grade:	Tenth - Twelfth
Teacher:	T. Henderson
1 st Period	Total number of students 25
Black	25
White	0
Hispanic	0
Asian	0
Native American	0

2 nd Period	Total number of students 11
Black	9
White	2
Hispanic	0
Native American	0

3 rd Period	Conference
------------------------	------------

4 th Period	Total number of students 24
Black	23
White	1

Hispanic	0
Asian	0
Native American	0
5 th Period	Total number of students 19
Black	19
White	0
Hispanic	0
Asian	0
Native American	0
6 th Period	Total number of students 14
Black	13
White	1
Hispanic	0
Asian	0
Native American	0
7 th Period	Total number of students 8
Black	8
White	0
Hispanic	0
Asian	0
Native American	0
Grade	Eleventh – Twelfth
Teacher:	E. Latham
1 st Period	Study Hall
2 nd Period	Total number of students 11
Black	11
White	0
Hispanic	0
Asian	0
Native American	0
3 rd Period	Study Hall
4 th Period	Study Hall
5 th Period	Assistant Principal
6 th Period	Total number of students 25
Black	25
White	0
Hispanic	0
Asian	0
Native American	0
7 th Period	Conference

East Tate Elementary School

Grade:	SPED
Teacher:	M. Brown
1 st Period	Total number of students 3
Black	1
White	2
Hispanic	0
Asian	0
Native American	
2 nd Period	Total number of students 5
Black	1
White	4
Hispanic	0

Native American	0
3 rd Period	Total number of students 6
Black	1
White	5
Hispanic	0
Asian	0
Native American	0
4 th Period	Total number of students 6
Black	1
White	5
Hispanic	0
Asian	0
Native American	0
5 th Period	Total number of students 4
Black	1
White	3
Hispanic	0
Asian	0
Native American	0
6 th Period	Conference
Grade:	SPED
Teacher:	J. Conard
1 st Period	Total number of students 1
Black	1
White	0
Hispanic	0
Asian	0
Native American	0
2 nd Period	Total number of students 5
Black	1
White	4
Asian	0
Hispanic	0
Native American	0
3 rd Period	Total number of students 6
Black	2
White	4
Hispanic	0
Asian	0
Native American	0
4 th Period	Total number of students 5
Black	1
White	4
Hispanic	0
Asian	0
Native American	0
5 th Period	Total number of students 11
Black	3
White	8
Hispanic	0
Asian	0
Native American	0
6 th Period	Conference
Grade:	SPED
Teacher:	K. Deberry
Black	1
White	0

Hispanic	1
Asian	0
Native American	0
Grade:	SPED
Teacher:	M. Rowley
1 st Period	Conference
2 nd Period	Total number of students 14
Black	3
White	11
Hispanic	0
Asian	0
Native American	0
3 rd Period	Total number of students 8
Black	6
White	2
Hispanic	0
Asian	0
Native American	0
4 th Period	Total number of students 6
Black	1
White	5
Hispanic	0
Asian	0
Native American	0
5 th Period	Total number of students 7
Black	2
White	5
Hispanic	0
Asian	0
Native American	0
6 th Period	Total number of students 8
Black	2
White	6
Hispanic	0
Asian	0
Native American	0
Grade:	Second – Sixth (Gifted)
Teacher:	S. Porter
1 st Period	Total number of students 11
Black	2
White	9
Hispanic	0
Asian	0
Native American	0
2 nd Period	Total number of students 9
Black	1
White	8
Hispanic	0
Asian	0
Native American	0
3 rd Period	Total number of students 13
Black	3
White	10
Hispanic	0
Asian	0
Native American	0
4 th Period	Total number of students 19
Black	1

White	16
Hispanic	2
Asian	0
Native American	0
5 th Period	Total number of students 6
Black	1
White	5
Hispanic	0
Asian	0
Native American	0
6 th Period	Total number of students 6
Black	1
White	5
Hispanic	0
Asian	0
Native American	0
7 th Period	Conference
Grade:	Kindergarten
Teacher:	B. Bobo
Total Number of Students:	26
Black	10
White	15
Hispanic	1
Asian	0
Native American	0
Grade:	Kindergarten
Teacher:	P. Fowler
Total Number of Students:	26
Black	11
White	15
Hispanic	0
Asian	0
Native American	0
Grade:	Kindergarten
Teacher:	C. Graham
Total Number of Students:	27
Black	8
White	18
Hispanic	1
Asian	0
Native American	0
Grade:	Kindergarten
Teacher:	K. Nazary
Total Number of Students:	26
Black	7
White	19
Hispanic	0
Asian	0
Native American	0
Grade:	Kindergarten
Teacher:	T. Reineke
Total Number of Students:	22
Black	10
White	10
Hispanic	2
Asian	0
Native American	0
Grade:	First
Teacher:	L. Barney

Total Number of Students: 20
 Black 7
 White 12
 Hispanic 1
 Asian 0
 Native American 0

Grade: First
 Teacher: R. Conner
 Total Number of Students 20
 Black 9
 White 10
 Hispanic 1
 Asian 0
 Native American 0

Grade: First
 Teacher: J. Gross
 Total Number of Students: 20
 Black 6
 White 13
 Hispanic 1
 Asian 0
 Native American 0

Grade: First
 Teacher: Y. Hampton
 Total Number of Students: 20
 Black 9
 White 10
 Hispanic 1
 Asian 0
 Native American 0

Grade: First
 Teacher: P. Smith
 Total Number of Students: 22
 Black 8
 White 13
 Hispanic 1
 Asian 0
 Native American 0

Grade: Second
 Teacher: R. Darnell
 Total Number of Students: 20
 Black 8
 White 12
 Hispanic 0
 Asian 0
 Native American 0

Grade: Second
 Teacher: B. Hayes
 Total Number of Students: 19
 Black 6
 White 12
 Hispanic 1
 Asian 0
 Native American 0

Grade: Second
 Teacher: L. Nicholson
 Total Number of Students: 17
 Black 6
 White 10
 Hispanic 1
 Asian 0

Native American	0
Grade:	Second
Teacher:	R. Pittman
Total Number of Students:	18
Black	6
White	12
Hispanic	0
Asian	0
Native American	0
Grade:	Third
Teacher:	F. Edwards
Total Number of Students:	26
Black	15
White	9
Hispanic	2
Asian	0
Native American	0
Grade:	Third
Teacher:	J. Gant
Total Number of Students:	26
Black	6
White	18
Hispanic	2
Asian	0
Native American	0
Grade:	Third
Teacher:	D. May
Total Number of Students:	28
Black	7
White	21
Hispanic	0
Asian	0
Native American	0
Grade:	Third
Teacher:	C. Whitehead
Total Number of Students:	29
Black	8
White	20
Hispanic	1
Asian	0
Native American	0
Grade:	Fourth
Teacher:	P. Bailey
1 st Period	Total number of students 20
Black	8
White	11
Hispanic	1
Asian	0
Native American	0
2 nd Period	Total number of students 20
Black	8
White	11
Hispanic	1
Asian	0
Native American	0
3 rd Period	Total number of students 20
Black	8
White	11
Hispanic	1
Asian	0

Native American	0
4 th Period	Total number of students 20
Black	8
White	11
Hispanic	1
Asian	0
Native American	0
5 th Period	Total number of students 20
Black	9
White	10
Hispanic	1
Asian	0
Native American	0
6 th Period	Total number of students 20
Black	9
White	10
Hispanic	1
Asian	0
Native American	0
7 th Period	Conference
Grade:	Fourth
Teacher:	L. Conley
1 st Period	Total number of students 18
Black	7
White	11
Hispanic	0
Asian	0
Native American	0
2 nd Period	Total number of students 18
Black	7
White	11
Hispanic	0
Asian	0
Native American	0
3 rd Period	Total number of students 17
Black	6
White	11
Hispanic	0
Asian	0
Native American	0
4 th Period	Total number of students 17
Black	6
White	11
Hispanic	0
Asian	0
Native American	0
5 th Period	Total number of students 17
Black	7
White	9
Hispanic	1
Asian	0
Native American	0
6 th Period	Total number of students 17
Black	7
White	9
Hispanic	1
Asian	0
Native American	0

7 th Period	Conference
Grade:	Fourth
Teacher:	S. Douell
1 st Period	Total number of students 19
Black	3
White	14
Hispanic	1
Asian	1
Native American	0
2 nd Period	Total number of students 19
Black	3
White	14
Hispanic	1
Asian	1
Native American	0
3 rd Period	Total number of students 19
Black	3
White	14
Hispanic	1
Asian	1
Native American	0
4 th Period	Conference
5 th Period	Total number of students 19
Black	3
White	14
Hispanic	1
Asian	1
Native American	0
6 th Period	Total number of students 19
Black	3
White	14
Hispanic	1
Asian	1
Native American	0
7 th Period	Total number of students 19
Black	3
White	14
Hispanic	1
Asian	1
Native American	0
Grade:	Fourth
Teacher:	T. Fletcher
1 st Period	Total number of students 17
Black	6
White	10
Hispanic	1
Asian	0
Native American	0
2 nd Period	Total number of students 17
Black	6
White	10
Hispanic	1
Asian	0
Native American	0
3 rd Period	Total number of students 17
Black	6
White	10
Hispanic	1

Asian	0
Native American	0
4 th Period	Conference
5 th Period	Total number of students 17
Black	7
White	10
Hispanic	0
Asian	0
Native American	0
6 th Period	Total number of students 18
Black	7
White	11
Hispanic	0
Asian	0
Native American	0
Grade:	Fourth
Teacher:	J. West
1 st Period	Total number of students 20
Black	9
White	10
Hispanic	1
Asian	0
Native American	0
2 nd Period	Total number of students 20
Black	9
White	10
Hispanic	1
Asian	0
Native American	0
3 rd Period	Total number of students 20
Black	9
White	10
Hispanic	1
Asian	0
Native American	0
4 th Period	Total number of students 20
Black	9
White	10
Hispanic	1
Asian	0
Native American	0
5 th Period	Total number of students 20
Black	8
White	11
Hispanic	1
Asian	0
Native American	0
6 th Period	Total number of students 20
Black	8
White	11
Hispanic	1
Asian	0
Native American	0
7 th Period	Conference
Grade:	Fifth
Teacher:	C. Dodson
1 st Period	Total number of students 21

Black	5
White	16
Hispanic	0
Asian	0
Native American	0
2 nd Period	Total number of students 21
Black	5
White	16
Hispanic	0
Asian	0
Native American	0
3 rd Period	Total number of students 21
Black	7
White	12
Hispanic	2
Asian	0
Native American	0
4 th Period	Total number of students 21
Black	7
White	12
Hispanic	2
Asian	0
Native American	0
5 th Period	Total number of students 21
Black	7
White	12
Hispanic	2
Asian	0
Native American	0
6 th Period	Total number of students 21
Black	7
White	12
Hispanic	2
Asian	0
Native American	0
7 th Period	Conference
Grade:	Fifth
Teacher:	A. Grantham
1 st Period	Total number of students 21
Black	7
White	12
Hispanic	2
Asian	0
Native American	0
2 nd Period	Total number of students 21
Black	7
White	12
Hispanic	2
Asian	0
Native American	0
3 rd Period	Total number of students 21
Black	5
White	16
Hispanic	0
Asian	0
Native American	0
4 th Period	Conference

5 th Period	Total number of students 21
Black	5
White	16
Hispanic	0
Asian	0
Native American	0

6 th Period	Total number of students 21
Black	5
White	16
Hispanic	0
Asian	0
Native American	0

Grade:	Fifth
Teacher:	K. Hadley
1 st Period	Total number of students 22
Black	6
White	14
Hispanic	2
Asian	0
Native American	0

2 nd Period	Total number of students 22
Black	6
White	14
Hispanic	2
Asian	0
Native American	0

3 rd Period	Total number of students 21
Black	6
White	13
Hispanic	2
Asian	0
Native American	0

4 th Period	Total number of students 21
Black	6
White	13
Hispanic	2
Asian	0
Native American	0

5 th Period	Total number of students 21
Black	6
White	13
Hispanic	2
Asian	0
Native American	0

6 th Period	Total number of students 21
Black	6
White	13
Hispanic	2
Asian	0
Native American	0

7 th Period	Conference
------------------------	------------

Grade:	Fifth
Teacher:	K. Pierce
1 st Period	Total number of students 21
Black	6
White	13
Hispanic	2
Asian	0
Native American	0

2 nd Period	Total number of students 21
Black	6
White	13
Hispanic	2
Asian	0
Native American	0

3 rd Period	Total number of students 21
Black	6
White	13
Hispanic	2
Asian	0
Native American	0

4 th Period	Conference
------------------------	------------

5 th Period	Total number of students 22
Black	6
White	14
Hispanic	2
Asian	0
Native American	0

6 th Period	Total number of students 22
Black	6
White	14
Hispanic	2
Asian	0
Native American	0

Grade:	Fifth
Teacher:	C. Williams
1 st Period	Total number of students 20
Black	2
White	17
Hispanic	1
Asian	0
Native American	0

2 nd Period	Total number of students 20
Black	2
White	17
Hispanic	1
Asian	0
Native American	0

3 rd Period	Total number of students 20
Black	2
White	17
Hispanic	1
Asian	0
Native American	0

4 th Period	Total number of students 20
Black	2
White	17
Hispanic	1
Asian	0
Native American	0

5 th Period	Total number of students 20
Black	2
White	17
Hispanic	1
Asian	0
Native American	0

6th Period Total number of students 20
 Black 2
 White 17
 Hispanic 1
 Asian 0
 Native American 0

7th Period Conference

Grade: Sixth
 Teacher: D. Anglin
 1st Period Total number of students 17
 Black 8
 White 9
 Hispanic 0
 Asian 0
 Native American 0

2nd Period Total number of students 28
 Black 10
 White 17
 Hispanic 1
 Asian 0
 Native American 0

3rd Period Total number of students 28
 Black 14
 White 14
 Hispanic 0
 Asian 0
 Native American 0

4th Period Total number of students 30
 Black 13
 White 16
 Hispanic 1
 Asian 0
 Native American 0

5th Period Total number of students 30
 Black 13
 White 16
 Hispanic 1
 Asian 0
 Native American 0

6th Period Total number of students 31
 Black 9
 White 21
 Hispanic 1
 Asian 0
 Native American 0

7th Period Conference

Grade: Sixth
 Teacher: P. Bouler
 1st Period Total number of students 26
 Black 14
 White 11
 Hispanic 1
 Asian 0
 Native American 0

2nd Period Total number of students 28
 Black 13
 White 15
 Hispanic 0

Asian	0
Native American	0
3 rd Period	Total number of students 28
Black	10
White	17
Hispanic	1
Asian	0
Native American	0
4 th Period	Total number of students 31
Black	9
White	21
Hispanic	1
Asian	0
Native American	0
5 th Period	Total number of students 30
Black	8
White	21
Hispanic	1
Asian	0
Native American	0
6 th Period	Total number of students 30
Black	14
White	15
Hispanic	1
Asian	0
Native American	0
7 th Period	Conference
Grade:	Sixth
Teacher:	R. Cox
1 st Period	Total number of students 26
Black	8
White	18
Hispanic	0
Asian	0
Native American	0
Periods 2-7. R. Cox teaches at Independence High School)	
Grade:	Sixth (SPED)
Teacher:	C. Fitzpatrick
1 st Period	Total number of students 7
Black	1
White	6
Hispanic	0
Asian	0
Native American	0
2 nd Period	Total number of students 7
Black	1
White	6
Hispanic	0
Asian	0
Native American	0
3 rd Period	Total number of students 7
Black	1
White	6
Hispanic	0
Asian	0
Native American	0
4 th Period	Total number of students 7
Black	1

White	6
Hispanic	0
Asian	0
Native American	0
5 th Period	Conference
6 th Period	Total number of students 7
Black	1
White	6
Hispanic	0
Asian	0
Native American	0
7 th Period	Total number of students 7
Black	1
White	6
Hispanic	0
Asian	0
Native American	0
Grade:	Sixth
Teacher:	H. Miller
1 st Period	Total number of students 21
Black	8
White	12
Hispanic	1
Asian	0
Native American	0
2 nd Period	Total number of students 30
Black	14
White	15
Hispanic	1
Asian	0
Native American	0
3 rd Period	Total number of students 31
Black	9
White	21
Hispanic	1
Asian	0
Native American	0
4 th Period	Total number of students 28
Black	14
White	14
Hispanic	0
Asian	0
Native American	0
5 th Period	Total number of students 28
Black	14
White	14
Hispanic	0
Asian	0
Native American	0
6 th Period	Total number of students 28
Black	10
White	17
Hispanic	1
Asian	0
Native American	0
7 th Period	Conference

Grade:	Sixth
Teacher:	J. Ray
1 st Period	Total number of students 21
Black	9
White	11
Hispanic	1
Asian	0
Native American	0

2 nd Period	Total number of students 31
Black	9
White	21
Hispanic	1
Asian	0
Native American	0

3 rd Period	Total number of students 30
Black	14
White	15
Hispanic	1
Asian	0
Native American	0

4 th Period	Total number of students 28
Black	10
White	17
Hispanic	1
Asian	0
Native American	0

5 th Period	Total number of students 29
Black	11
White	17
Hispanic	1
Asian	0
Native American	0

6 th Period	Total number of students 28
Black	14
White	14
Hispanic	0
Asian	0
Native American	0

7 th Period	Conference
------------------------	------------

Grade:	Sixth
Teacher:	S. Sullivan
1 st Period	Total number of students 12
Black	3
White	8
Hispanic	1
Asian	0
Native American	0

2 nd Period	Total number of students 25
Black	7
White	17
Hispanic	1
Asian	0
Native American	0

3 rd Period	Total number of students 25
Black	7
White	17
Hispanic	1
Asian	0

Native American	0
4 th Period	Total number of students 25
Black	7
White	17
Hispanic	1
Asian	0
Native American	0
5 th Period	Total number of students 25
Black	7
White	17
Hispanic	1
Asian	0
Native American	0
6 th Period	Total number of students 25
Black	7
White	17
Hispanic	1
Asian	0
Native American	0
7 th Period	Conference

Strayhorn School
(Strayhorn Elem.)

Grade:	SPED (Elem.)
Teacher:	A. Ross
1 st Period	Total number of students 4
Black	0
White	4
Hispanic	0
Asian	0
Native American	0
2 nd Period	Total number of students 2
Black	0
White	2
Hispanic	0
Asian	0
Native American	0
3 rd Period	Total number of students 2
Black	0
White	2
Hispanic	0
Asian	0
Native American	0
4 th Period	Total number of students 2
Black	0
White	2
Hispanic	0
Asian	0
Native American	0
5 th Period	Conference
6 th Period	Total number of students 2
Black	0
White	2
Hispanic	0
Asian	0
Native American	0

7 th Period	Total number of students 1
Black	0
White	1
Hispanic	0
Asian	0
Native American	0

Grade:	Gifted (Second – Sixth)
Teacher:	K. Grant
Total Number of Students	52
Black	2
White	47
Hispanic	2
Asian	1
Native American	0

Grade:	SPED
Teacher:	J. Sprayberry
1 st Period	Total number of students 5
Black	0
White	5
Hispanic	0
Asian	0
Native American	0

2 nd Period	Total number of students 6
Black	0
White	6
Hispanic	0
Asian	0
Native American	0

3 rd Period	Total number of students 5
Black	0
White	5
Hispanic	0
Asian	0
Native American	0

4 th Period	Conference
------------------------	------------

5 th Period	Total number of students 2
Black	0
White	2
Hispanic	0
Asian	0
Native American	0

6 th Period	Total number of students 2
Black	0
White	2
Hispanic	0
Asian	0
Native American	0

7 th Period	Total number of students 5
Black	0
White	5
Hispanic	0
Asian	0
Native American	0

Grade:	SPED
Teacher:	C. Tyree
1 st Period	Total number of students 3
Black	0
White	3

Hispanic	0
Asian	0
Native American	0
2nd Period	Total number of students 5
Black	0
White	5
Hispanic	0
Asian	0
Native American	0
3rd Period	Total number of students 3
Black	1
White	2
Hispanic	0
Asian	0
Native American	0
4th Period	Total number of students 4
Black	0
White	4
Hispanic	0
Asian	0
Native American	0
5th Period	Conference
6th Period	Total number of students 2
Black	1
White	1
Hispanic	0
Asian	0
Native American	0
7th Period	Total number of students 5
Black	0
White	5
Hispanic	0
Asian	0
Native American	0
Grade:	Kindergarten
Teacher:	K. Edwards
Total Number of Students:	24
Black	0
White	24
Hispanic	0
Asian	0
Native American	0
Grade:	Kindergarten
Teacher:	M. Lacefield
Total Number of Students:	23
Black	3
White	20
Hispanic	0
Asian	0
Native American	0
Grade:	Kindergarten
Teacher:	V. Newson
Total Number of Students:	21
Black	3
White	15
Hispanic	3
Asian	0
Native American	0

Grade:	Kindergarten
Teacher:	B. Phillips
Total Number of Students:	19
Black	0
White	19
Hispanic	0
Asian	0
Native American	0

Grade:	First
Teacher:	M. Raper
Total Number of Students:	17
Black	0
White	15
Hispanic	2
Asian	0
Native American	0

Grade:	First
Teacher:	B. Rhodes
Total Number of Students:	21
Black	2
White	15
Hispanic	4
Asian	0
Native American	0

Grade:	First
Teacher:	A. Sowell
Total Number of Students:	21
Black	3
White	16
Hispanic	2
Asian	0
Native American	0

Grade:	First
Teacher:	M. Young
Total Number of Students:	21
Black	1
White	20
Hispanic	0
Asian	0
Native American	0

Grade:	Second
Teacher:	W. Lentz
Total Number of Students:	19
Black	1
White	14
Hispanic	4
Asian	0
Native American	0

Grade:	Second
Teacher:	S. Moyer
Total Number of Students:	23
Black	0
White	23
Hispanic	0
Asian	0
Native American	0

Grade:	Second
Teacher:	K. Ricks
Total Number of Students:	19

Black 4
 White 15
 Hispanic 0
 Asian 0
 Native American 0

Grade: Second
 Teacher: R. Wright

Total Number of Students: 22
 Black 0
 White 19
 Hispanic 3
 Asian 0
 Native American 0

Grade: Third
 Teacher: K. Daniel

Total Number of Students: 20
 Black 3
 White 17
 Hispanic 0
 Asian 0
 Native American 0

Grade: Third
 Teacher: C. Hamrick

Total Number of Students: 23
 Black 0
 White 19
 Hispanic 4
 Asian 0
 Native American 0

Grade: Third
 Teacher: B. Malin

Total Number of Students: 24
 Black 0
 White 24
 Hispanic 0
 Asian 0
 Native American 0

Grade: Third
 Teacher: T. Moss

Total Number of Students: 23
 Black 5
 White 18
 Hispanic 0
 Asian 0
 Native American 0

Grade: Fourth
 Teacher: M. Lentz

1st Period Total number of students 19
 Black 3
 White 16
 Hispanic 0
 Asian 0
 Native American 0

2nd Period Total number of students 19
 Black 3
 White 16
 Hispanic 0
 Asian 0
 Native American 0

3rd Period Total number of students 19

Black	3
White	16
Hispanic	0
Asian	0
Native American	0
4 th Period	Total number of students 19
Black	5
White	13
Hispanic	1
Asian	0
Native American	0
5 th Period	Total number of students 21
Black	1
White	19
Hispanic	1
Asian	0
Native American	0
6 th Period	Total number of students 21
Black	1
White	19
Hispanic	1
Asian	0
Native American	0
7 th Period	Total number of students 21
Black	1
White	19
Hispanic	1
Asian	0
Native American	0
8 th Period	Conference
Grade:	Fourth
Teacher:	L. Parker
1 st Period	Total number of students 21
Black	2
White	17
Hispanic	1
Asian	0
Native American	1
2 nd Period	Total number of students 21
Black	2
White	17
Hispanic	1
Asian	0
Native American	1
3 rd Period	Total number of students 21
Black	2
White	17
Hispanic	1
Asian	0
Native American	1
4 th Period	Total number of students 21
Black	2
White	17
Hispanic	1
Asian	0
Native American	1
5 th Period	Total number of students 20
Black	4

White	16
Hispanic	0
Asian	0
Native American	0
6 th Period	Total number of students 20
Black	4
White	16
Hispanic	0
Asian	0
Native American	0
7 th Period	Total number of students 20
Black	4
White	16
Hispanic	0
Asian	0
Native American	0
8 th Period	Conference
Grade:	Fourth
Teacher:	D. Phelps
1 st Period	Total number of students 20
Black	3
White	17
Hispanic	0
Asian	0
Native American	0
2 nd Period	Total number of students 20
Black	3
White	17
Hispanic	0
Asian	0
Native American	0
3 rd Period	Total number of students 20
Black	3
White	17
Hispanic	0
Asian	0
Native American	0
4 th Period	Total number of students 20
Black	3
White	17
Hispanic	0
Asian	0
Native American	0
5 th Period	Total number of students 21
Black	2
White	17
Hispanic	1
Asian	0
Native American	1
6 th Period	Total number of students 21
Black	2
White	17
Hispanic	1
Asian	0
Native American	1
7 th Period	Total number of students 21
Black	2
White	17

Hispanic	1
Asian	0
Native American	1
8 th Period	Conference
Grade:	Fourth
Teacher:	S. Yow
1 st Period	Total number of students 21
Black	1
White	19
Hispanic	1
Asian	0
Native American	0
2 nd Period	Total number of students 21
Black	1
White	19
Hispanic	1
Asian	0
Native American	0
3 rd Period	Total number of students 21
Black	1
White	19
Hispanic	1
Asian	0
Native American	0
4 th Period	Total number of students 21
Black	1
White	19
Hispanic	1
Asian	0
Native American	0
5 th Period	Total number of students 19
Black	3
White	16
Hispanic	0
Asian	0
Native American	0
6 th Period	Total number of students 19
Black	3
White	16
Hispanic	0
Asian	0
Native American	0
7 th Period	Total number of students 19
Black	3
White	16
Hispanic	0
Asian	0
Native American	0
8 th Period	Conference
Grade:	Fifth
Teacher:	K. Begrin
1 st Period	Total number of students 25
Black	3
White	21
Hispanic	0
Asian	1
Native American	0
2 nd Period	Total number of students 25

Black	3
White	21
Hispanic	0
Asian	1
Native American	0
3 rd Period	Total number of students 25
Black	2
White	21
Hispanic	2
Asian	0
Native American	0
4 th Period	Total number of students 25
Black	3
White	21
Hispanic	0
Asian	1
Native American	0
5 th Period	Total number of students 25
Black	2
White	21
Hispanic	2
Asian	0
Native American	0
6 th Period	Total number of students 24
Black	2
White	21
Hispanic	1
Asian	0
Native American	0
7 th Period	Total number of students 24
Black	2
White	21
Hispanic	1
Asian	0
Native American	0
8 th Period	Conference
Grade:	Fifth
Teacher:	T. Crafton
1 st Period	Total Number of students 25
Black	2
White	22
Hispanic	1
Asian	0
Native American	0
2 nd Period	Total number of students 25
Black	3
White	21
Hispanic	0
Asian	1
Native American	0
3 rd Period	Total number of students 25
Black	3
White	21
Hispanic	0
Asian	1
Native American	0
4 th Period	Total number of students 25
Black	2

White	22
Hispanic	1
Asian	0
Native American	0
5 th Period	Total number of students 25
Black	3
White	21
Hispanic	0
Asian	1
Native American	0
6 th Period	Total number of students 24
Black	2
White	19
Hispanic	3
Asian	0
Native American	0
7 th Period	Total number of students 24
Black	2
White	19
Hispanic	3
Asian	0
Native American	0
8 th Period	Conference
Grade:	Fifth
Teacher:	T. Justo
1 st Period	Total number of students 24
Black	2
White	20
Hispanic	2
Asian	0
Native American	0
2 nd Period	Total number of students 24
Black	2
White	20
Hispanic	2
Asian	0
Native American	0
3 rd Period	Total number of students 24
Black	2
White	21
Hispanic	1
Asian	0
Native American	0
4 th Period	Total number of students
Black	2
White	25
Hispanic	1
Asian	0
Native American	0
5 th Period	Total number of students 24
Black	2
White	21
Hispanic	1
Asian	0
Native American	0
6 th Period	Total number of students 26
Black	3
White	22

Hispanic	0
Asian	1
Native American	0
7 th Period	Total number of students 26
Black	3
White	22
Hispanic	0
Asian	1
Native American	0
8 th Period	Conference
Grade:	Sixth
Teacher:	S. Carson
1 st Period	Total number of students 26
Black	0
White	26
Hispanic	0
Asian	0
Native American	0
2 nd Period	Total number of students 26
Black	0
White	26
Hispanic	0
Asian	0
Native American	0
3 rd Period	Total number of students 27
Black	3
White	23
Hispanic	1
Asian	0
Native American	0
4 th Period	Total number of students 27
Black	3
White	23
Hispanic	1
Asian	0
Native American	0
5 th Period	Total number of students 26
Black	0
White	26
Hispanic	0
Asian	0
Native American	0
6 th Period	Total number of students 28
Black	3
White	24
Hispanic	1
Asian	0
Native American	0
7 th Period	Total number of students 28
Black	3
White	24
Hispanic	1
Asian	0
Native American	0
8 th Period	Conference
Grade:	Sixth
Teacher:	F. King
1 st Period	Total number of students 27

Black	3
White	23
Hispanic	1
Asian	0
Native American	0
2 nd Period	Total number of students 27
Black	3
White	23
Hispanic	1
Asian	0
Native American	0
3 rd Period	Total number of students 28
Black	3
White	24
Hispanic	1
Asian	0
Native American	0
4 th Period	Total number of students 28
Black	3
White	24
Hispanic	1
Asian	0
Native American	0
5 th Period	Total number of students 27
Black	3
White	23
Hispanic	1
Asian	0
Native American	0
6 th Period	Total number of students 26
Black	0
White	26
Hispanic	0
Asian	0
Native American	0
7 th Period	Total number of students 26
Black	0
White	26
Hispanic	0
Asian	0
Native American	0
8 th Period	Conference
Grade:	Sixth
Teacher:	C. Ricks
1 st Period	Total number of students 28
Black	3
White	24
Hispanic	1
Asian	0
Native American	0
2 nd Period	Total number of students 28
Black	3
White	24
Hispanic	1
Asian	0
Native American	0
3 rd Period	Total number of students 26
Black	0

White	26
Hispanic	0
Asian	0
Native American	0
4 th Period	Total number of students 26
Black	0
White	26
Hispanic	0
Asian	0
Native American	0
5 th Period	Total number of students 28
Black	3
White	24
Hispanic	1
Asian	0
Native American	0
6 th Period	Total number of students 27
Black	3
White	23
Hispanic	1
Asian	0
Native American	0
7 th Period	Total number of students 27
Black	3
White	23
Hispanic	1
Asian	0
Native American	0
8 th Period	Conference

Strayhorn High School

Grade:	Seventh & Eighth (SPED)
Teacher:	C. Twilley
1 st Period	Total number of students 14
Black	1
White	13
Hispanic	0
Asian	0
Native American	0
2 nd Period	Total number of Students 14
Black	1
White	13
Hispanic	0
Asian	0
Native American	0
3 rd Period	Total number of Students 14
Black	1
White	13
Hispanic	0
Asian	0
Native American	0
4 th Period	Total number of Students 14
Black	1
White	13
Hispanic	0
Asian	0

Native American	0
5th Period	Conference
6 th Period	Total number of Students 14
Black	1
White	13
Hispanic	0
Asian	0
Native American	0
7 th Period	Total number of Students 14
Black	1
White	13
Hispanic	0
Asian	0
Native American	0
Grade:	Eighth – Twelfth (SPED)
Teacher	J. Jarreau
1 st Period	Total number of students 2
Black	0
White	2
Hispanic	0
Asian	0
Native American	0
2 ⁿ Period	Total number of students 2
Black	0
White	2
Hispanic	0
Asian	0
Native American	0
3 rd Period	Total number of Students 2
Black	0
White	2
Hispanic	0
Asian	0
Native American	0
4 th Period	Conference
5 th Period	Total number of students 30
Black	1
White	29
Hispanic	0
Asian	0
Native American	0
6 th Period	Total number of students 15
Black	2
White	12
Hispanic	1
Asian	0
Native American	0
7 th Period	Total number of students 20
Black	0
White	18
Hispanic	2
Asian	0
Native American	0
Grade:	SPED
Teacher:	A. Taylor
1 st Period	Total number of students 3

Black	0
White	3
Hispanic	0
Asian	0
Native American	0
2 nd Period	Total number of students 9
Black	0
White	9
Hispanic	0
Asian	0
Native American	0
3 rd Period	Total number of students 9
Black	0
White	9
Hispanic	0
Asian	0
Native American	0
4 th Period	Total number of students 8
Black	3
White	5
Hispanic	0
Asian	0
Native American	0
5 th Period	Total number of students 8
Black	3
White	5
Hispanic	0
Asian	0
Native American	0
6 th Period	Total number of students 2
Black	0
White	2
Hispanic	0
Asian	0
Native American	0
7 th Period	Conference
8 th Period	Total number of students 2
Black	0
White	2
Hispanic	0
Asian	0
Native American	0
Teacher:	B. Carter
Grade:	Ninth – Twelfth (SPED)
1 st Period	Total number of students 9
Black	0
White	9
Hispanic	0
Asian	0
Native American	0
2 nd Period	Conference
3 rd Period	Total number of students 7
Black	3
White	4
Hispanic	0
Asian	0
Native American	0

4th Period Total number of students 9
 Black 0
 White 9
 Hispanic 0
 Asian 0
 Native American 0

5th Period Total number of students 9
 Black 3
 White 6
 Hispanic 0
 Asian 0
 Native American 0

6th Period Total number of students 3
 Black 1
 White 2
 Hispanic 0
 Asian 0
 Native American 0

7th Period Total number of students 9
 Black 3
 White 6
 Hispanic 0
 Asian 0
 Native American 0

Grade: Ninth – Twelfth
 Teacher: M. Harrison
 1st Period Total number of students 13
 Black 0
 White 13
 Hispanic 0
 Asian 0
 Native American 0

2nd Period Total number of students 21
 Black 3
 White 18
 Hispanic 0
 Asian 0
 Native American 0

3rd Period Total number of students 19
 Black 0
 White 18
 Hispanic 1
 Asian 0
 Native American 0

4th Period Conference

(5th – 7th Periods M. Harrison teaches at Independence High School)

Grade: Seventh Grade
 Teacher: M. Berry
 1st Period Total number of students 17
 Black 1
 White 15
 Hispanic 1
 Asian 0
 Native American 0

2nd Period Total number of students 9
 Black 1
 White 8
 Hispanic 0

Asian	0
Native American	0
3 rd Period	Conference
4 th Period	Total number of students 19
Black	3
White	14
Hispanic	2
Asian	0
Native American	0
5 th Period	Total number of students 18
Black	2
White	16
Hispanic	0
Asian	0
Native American	0
6 th Period	Total number of students 28
Black	0
White	27
Hispanic	1
Asian	0
Native American	0
7 th Period	Total number of students 28
Black	1
White	26
Hispanic	1
Asian	0
Native American	0
Grade:	Seventh Grade
Teacher:	R. Card
1 st Period	Conference
2 nd Period	Total number of students 15
Black	1
White	14
Hispanic	0
Asian	0
Native American	0
3 rd Period	Total number of students 24
Black	4
White	17
Hispanic	3
Asian	0
Native American	0
4 th Period	Total number of students 20
Black	1
White	18
Hispanic	1
Asian	0
Native American	0
5 th Period	Total number of students 14
Black	0
White	14
Hispanic	0
Asian	0
Native American	0
6 th Period	Total number of students 14
Black	2
White	12

Hispanic	0
Asian	0
Native American	0
7 th Period	Total number of students 15
Black	2
White	13
Hispanic	0
Asian	0
Native American	0
Teacher:	L. Badgett
Grade:	Eighth – Ninth
1 st Period	Total number of students 13
Black	2
White	10
Hispanic	1
Asian	0
Native American	0
2 nd Period	Conference
3 rd Period	Total number of students 23
Black	3
White	20
Hispanic	0
Asian	0
Native American	0
4 th Period	Total number of students 22
Black	1
White	20
Hispanic	1
Asian	0
Native American	0
5 th Period	Total number of students 26
Black	3
White	22
Hispanic	0
Asian	0
Native American	1
6 th Period	Total number of students 19
Black	0
White	19
Hispanic	0
Asian	0
Native American	0
7 th Period	Total number of students 24
Black	0
White	24
Hispanic	0
Asian	0
Native American	0
Teacher:	M. Carter
Grade:	Eighth - Tenth
1 st Period	Total number of students 16
Black	2
White	13
Hispanic	1
Asian	0
Native American	0
2 nd Period	Total number of students 23
Black	2

White	21
Hispanic	0
Asian	0
Native American	0
3 rd Period	Conference
4 th Period	Total number of students 22
Black	2
White	19
Hispanic	0
Asian	0
Native American	1
5 th Period	Assistant Principal
6 th Period	Assistant Principal
7 th Periods	Assistant Principal
Teacher:	D. Collins
Grade:	Seventh - Twelfth
1 st Period	Total number of students 26
Black	3
White	21
Hispanic	2
Asian	0
Native American	0
2 nd Period	Total number of students 23
Black	1
White	20
Hispanic	2
Asian	0
Native American	0
3 rd Period	Total number of students 24
Black	2
White	22
Hispanic	0
Asian	0
Native American	0
4 th Period	Conference
5 th Period	Total number of students 44 (P.E.)
Black	4
White	39
Hispanic	1
Asian	0
Native American	0
6 th Period	Total number of students 48 (P.E.)
Black	3
White	45
Hispanic	0
Asian	0
Native American	0
7 th Period	Total number of students 22
Black	3
White	18
Hispanic	1
Asian	0
Native American	0
Teacher:	R. Collins (Part-time Teacher)
Grade:	Ninth - Twelfth
1 st Period	Total number of students 27
Black	3

White	23
Hispanic	0
Asian	0
Native American	1
2 nd Period	Total number of students 13
Black	2
White	10
Hispanic	1
Asian	0
Native American	0
3 rd Period	Total number of students 17
Black	2
White	15
Hispanic	0
Asian	0
Native American	0
4 th Period	Conference
Teacher:	D. Bowers
Grade:	Ninth - Twelfth
1 st Period	Total number of students 5
Black	0
White	5
Hispanic	0
Asian	0
Native American	0
2 nd Period	Total number of students 17
Black	1
White	15
Hispanic	0
Asian	0
Native American	1
3 rd Period	Total number of students 18
Black	2
White	16
Hispanic	0
Asian	0
Native American	0
4 th Period	Total number of students 12
Black	2
White	9
Hispanic	1
Asian	0
Native American	0
5 th Period	Conference
6 th Period	Total number of students 9
Black	0
White	9
Hispanic	0
Asian	0
Native American	0
7 th Period	Total number of students 19
Black	3
White	15
Hispanic	1
Asian	0
Native American	0
Teacher:	B. Boyd
Grade:	Ninth - Twelfth

1 st Period	Total number of students 20
Black	2
White	18
Hispanic	0
Asian	0
Native American	0
2 nd Period	Total number of students 25
Black	2
White	22
Hispanic	0
Asian	0
Native American	1
3 rd Period	Conference
4 th Period	Total number of students 28
Black	2
White	25
Hispanic	1
Asian	0
Native American	0
5 th Period	Total number of students 27
Black	2
White	25
Hispanic	0
Asian	0
Native American	0
6 th Period	Total number of students 19
Black	1
White	17
Hispanic	1
Asian	0
Native American	0
7 th Period	Total number of students 19
Black	2
White	16
Hispanic	1
Asian	0
Native American	0
Teacher:	J. Dalton
Grade:	Seventh - Twelfth
1 st Period	Total number of students 17
Black	2
White	14
Hispanic	1
Asian	0
Native American	0
2 nd Period	Total number of students 12
Black	1
White	11
Hispanic	0
Asian	0
Native American	0
3 rd Period	Total number of students 24
Black	3
White	20
Hispanic	1
Asian	0
Native American	0
4 th Period	Total number of students 26

Black	1
White	23
Hispanic	1
Asian	0
Native American	1
5 th Period	Conference
6 th Period	Total number of students 14
Black	1
White	13
Hispanic	0
Asian	0
Native American	0
7 th Period	Total number of students 19
Black	3
White	14
Hispanic	2
Asian	0
Native American	0
Teacher:	C. Floyd
Grade:	Ninth – Twelfth
1 st Period	Total number of students 20
Black	0
White	18
Hispanic	2
Asian	0
Native American	0
2 nd Period	Total number of students 24
Black	3
White	21
Hispanic	0
Asian	0
Native American	0
3 rd Period	Total number of students 23
Black	2
White	19
Hispanic	1
Asian	0
Native American	1
4 th Period	Conference
5 th Period	Total number of students 23
Black	0
White	23
Hispanic	0
Asian	0
Native American	0
6 th Period	Total number of students 12
Black	1
White	10
Hispanic	1
Asian	0
Native American	0
7 th Period	Total number of students 18
Black	4
White	14
Hispanic	0
Asian	0
Native American	0

Grade:	Seventh - Eighth
Teacher:	J. Gayden
1 st Period	Total number of students 30
Black	0
White	30
Hispanic	0
Asian	0
Native American	0
2 nd Period	Total number of student 26
Black	2
White	23
Hispanic	1
Asian	0
Native American	0
3 rd Period	Total number of students 25
Black	0
White	24
Hispanic	1
Asian	0
Native American	0
4 th Period	Total number of students 18
Black	2
White	16
Hispanic	0
Asian	0
Native American	0
5 th Period	Total number of students 14
Black	2
White	12
Hispanic	0
Asian	0
Native American	0
6 th Period	Total number of students 16
Black	2
White	11
Hispanic	3
Asian	0
Native American	0
7 th Period	Conference
Grade:	Seventh – Eighth
Teacher:	R. Harrell
1 st Period	Total Number of Students 28
Black	2
White	26
Hispanic	0
Asian	0
Native American	0
2 nd Period	Total Number of Students 26
Black	1
White	23
Hispanic	2
Asian	0
Native American	0
3 rd Period	Total Number of Students 24
Black	1
White	22
Hispanic	1
Asian	0
Native American	0

4 th Period	Total number of students 26
Black	3
White	23
Hispanic	0
Asian	0
Native American	0

5 th Period	Conference
------------------------	------------

6 th Period	Total number of students 8
Black	0
White	8
Hispanic	0
Asian	0
Native American	0

7 th Period	Total number of students 13
Black	0
White	13
Hispanic	0
Asian	0
Native American	0

Grade:	Seventh – Twelfth
Teacher:	O. Jones
1 st Period	Total number of students 22
Black	0
White	21
Hispanic	1
Asian	0
Native American	0

2 nd Period	Total number of students 6
Black	0
White	5
Hispanic	1
Asian	0
Native American	0

3 rd Period	Total number of students 9
Black	0
White	7
Hispanic	2
Asian	0
Native American	0

4 th Period	Study Hall
------------------------	------------

5 th Period	Conference
------------------------	------------

6 th Period	Total number of students 4
Black	1
White	3
Hispanic	0
Asian	0
Native American	0

7 th Period	Study Hall
------------------------	------------

Teacher:	W.J. Jones
Grades:	Eleventh – Twelfth
1 st Period	Total number of students 5
Black	1
White	4
Hispanic	0
Asian	0
Native American	0

2 nd Period	Total number of students 13
Black	0
White	12
Hispanic	1
Asian	0
Native American	0
3 rd Period	Total number of students 14
Black	1
White	13
Hispanic	0
Asian	0
Native American	0
4 th Period	Total number of students 23
Black	2
White	19
Hispanic	2
Asian	0
Native American	0
5 th Period	Total number of students 28
Black	8
White	20
Hispanic	0
Asian	0
Native American	0
6 th Period	Total number of students 27
Black	0
White	27
Hispanic	0
Asian	0
Native American	0
7 th Period	Conference
Teacher:	S. Moore
Grade:	Ninth – Twelfth
1 st .Period	Total number of students 20
Black	1
White	19
Hispanic	0
Asian	0
Native American	0
2 nd Period	Total number of students 20
Black	0
White	17
Hispanic	3
Asian	0
Native American	0
3 rd Period	Total number of students 14
Black	2
White	11
Hispanic	0
Asian	0
Native American	1
4 th Period	Total number of students 26
Black	1
White	25
Hispanic	0
Asian	0
Native American	0

5 th Period	Total number of students 19
Black	2
White	16
Hispanic	1
Asian	0
Native American	0

6 th Period	Total number of students 10
Black	3
White	7
Hispanic	0
Asian	0
Native American	0

7 th Period	Conference
------------------------	------------

Grade:	Ninth – Twelfth
Teacher:	R. Red
1 st Period	Total number of students 24
Black	4
White	18
Hispanic	1
Asian	0
Native American	1

2 nd Period	Total number of students 25
Black	1
White	23
Hispanic	1
Asian	0
Native American	0

3 rd Period	Total number of students 25
Black	2
White	23
Hispanic	0
Asian	0
Native American	0

(4th -7th Periods – R. Red taught at Coldwater Attend. Center)

Grade:	Ninth – Twelfth
Teacher:	N. Rodriguez

(1st-3th Periods N. Rodriguez taught at Coldwater Attendance Center)

4 th Period	Conference
------------------------	------------

5 th Period	Total number of students 28
Black	1
White	23
Hispanic	4
Asian	0
Native American	0

6 th Period	Total number of students 13
Black	5
White	7
Hispanic	0
Asian	0
Native American	1

7 th Period	Total number of students 25
Black	1
White	23
Hispanic	1
Asian	0
Native American	0

Grade:	Eighth - Tenth
Teacher:	T. Skinner
1 st Period	Total number of students 21
Black	4
White	16
Hispanic	1
Asian	0
Native American	0
2 nd Period	Total number of students 26
Black	1
White	25
Hispanic	0
Asian	0
Native American	0
3 rd Period	Total number of students 24
Black	0
White	24
Hispanic	0
Asian	0
Native American	0
4 th Period	Conference
5 th Period	Coach of Athletics
6 th Period	Total number of students 24
Black	1
White	21
Hispanic	2
Asian	0
Native American	0
7 th Period	Coach of Athletics
Grade:	Ninth – Twelfth
Teacher:	A. Taylor
1 st Period	Conference
2 nd Period	Total number of students 6
Black	1
White	5
Hispanic	0
Asian	0
Native American	0
3 rd Period	Total number of students 20
Black	1
White	18
Hispanic	1
Asian	0
Native American	0
4 th Period	Total number of students 17
Black	2
White	15
Hispanic	0
Asian	0
Native American	0
5 th Period	Total number of students 17
Black	0
White	16
Hispanic	1
Asian	0
Native American	0

6 th Period	Total number of students 5
Black	2
White	3
Hispanic	0
Asian	0
Native American	0

7 th Period	Total number of students 17
Black	0
White	16
Hispanic	0
Asian	0
Native American	1

Grade:	Seventh – Twelfth
Teacher:	J. Underwood
1 st Period	Total number of students 24
Black	2
White	21
Hispanic	1
Asian	0
Native American	0

2 nd Period	Total number of students 34 (P.E.)
Black	0
White	30
Hispanic	4
Asian	0
Native American	0

3 rd Period	Conference
------------------------	------------

4 th Period	Total number of students 25
Black	2
White	23
Hispanic	0
Asian	0
Native American	0

5 th Period	Total number of students 34
Black	0
White	30
Hispanic	4
Asian	0
Native American	0

6 th Period	Total number of students 27
Black	4
White	22
Hispanic	0
Asian	0
Native American	1

7 th Period	Total number of students 14
Black	0
White	14
Hispanic	0
Asian	0
Native American	0

INDEPENDENCE HIGH SCHOOL

Grade:	Seventh – Eighth (SPED)
Teacher:	J. Dock
1 st Period	Total number of students 8
Black	4
White	4
Hispanic	0

Asian	0
Native American	0
2 nd Period	Conference
3 rd Period	Total number of students 2
Black	0
White	2
Hispanic	0
Asian	0
Native American	0
4 th Period	Total number of students 4
Black	3
White	1
Hispanic	0
Asian	0
Native American	0
5 th Period	Total number of students 8
Black	4
White	4
Hispanic	0
Asian	0
Native American	0
6 th Period	Total number of students 6
Black	2
White	4
Hispanic	0
Asian	0
Native American	0
7 th Period	Total number of students 3
Black	0
White	3
Hispanic	0
Asian	0
Native American	0
Grade:	SPED
Teacher:	K. Hosney
1 st Period	Total number of students 12
Black	8
White	4
Hispanic	0
Asian	0
Native American	0
2 nd Period	Total number of students 12
Black	8
White	4
Hispanic	0
Asian	0
Native American	0
3 rd Period	Conference
4 th Period	Total number of students 7
Black	6
White	1
Hispanic	0
Asian	0
Native American	0
5 th Period	Total number of students 8
Black	6
White	2

Hispanic	0
Asian	0
Native American	0
6 th Period	Total number of students 8
Black	6
White	2
Hispanic	0
Asian	0
Native American	0
7 th Period	Total number of students 5
Black	2
White	3
Hispanic	0
Asian	0
Native American	0
Grade:	Tenth – Twelfth
Teacher:	I. Porter
1 st Period	Total number of students 3
Black	1
White	2
Hispanic	0
Asian	0
Native American	0
2 nd Period	Total number of students 3
Black	1
White	2
Hispanic	0
Asian	0
Native American	0
3 rd Period	Total number of students 3
Black	1
White	2
Hispanic	0
Asian	0
Native American	0
4 th Period	Total number of students 1
Black	1
White	0
Hispanic	0
Asian	0
Native American	0
5 th Period	Conference
6 th Period	Total number of students 4
Black	3
White	1
Hispanic	0
Asian	0
Native American	0
7 th Period	Total number of students 2
Black	1
White	1
Hispanic	0
Asian	0
Native American	0
Grade:	SPED
Teacher:	K. Hosenev

1st Period Total number of students 3
 Black 1
 White 2
 Hispanic 0
 Asian 0
 Native American 0

2nd Period Total number of students 3
 Black 1
 White 2
 Hispanic 0
 Asian 0
 Native American 0

3rd Period Total number of students 3
 Black 1
 White 2
 Hispanic 0
 Asian 0
 Native American 0

4th Period Total number of students 1
 Black 1
 White 0
 Hispanic 0
 Asian 0
 Native American 0

5th Period Conference

6th Period Total number of students 4
 Black 3
 White 1
 Hispanic 0
 Asian 0
 Native American 0

7th Period Total number of students 2
 Black 1
 White 1
 Hispanic 0
 Asian 0
 Native American 0

Grade: Ninth -- Tenth (SPED)
 Teacher: A. Larsen

1st Period Total number of students 2
 Black 0
 White 2
 Hispanic 0
 Asian 0
 Native American 0

2nd Period Total number of students 4
 Black 0
 White 4
 Hispanic 0
 Asian 0
 Native American 0

3rd Period Total number of students 5
 Black 1
 White 4
 Hispanic 0
 Asian 0
 Native American 0

4th Period Total number of students 3

Black	1
White	2
Hispanic	0
Asian	0
Native American	0
5 th Period	Total number of students 2
Black	0
White	2
Hispanic	0
Asian	0
Native American	0
6 th Period	Total number of students 4
Black	1
White	2
Hispanic	1
Asian	0
Native American	0
7 th Period	Conference
Grade:	Ninth – Twelfth
Teacher:	M. Harrison
1 st – 3 rd Periods (Taught at Strayhorn High School)	
4 th Period	Conference
5 th Period	Total number of students 22
Black	7
White	15
Hispanic	0
Asian	0
Native American	0
6 th Period	Total number of students 26
Black	8
White	18
Hispanic	0
Asian	0
Native American	0
7 th Period	Total number of students 19
Black	7
White	10
Hispanic	2
Asian	0
Native American	0
Grade:	Eighth
Teacher:	J. Barham
1 st Period	Conference
2 nd Period	Total number of students 20
Black	8
White	11
Hispanic	1
Asian	0
Native American	0
3 rd Period	Total number of students 22
Black	8
White	14
Hispanic	0
Asian	0
Native American	0

4 th Period	Total number of students 27
Black	10
White	17
Hispanic	0
Asian	0
Native American	0

5 th Period	Total number of students 28
Black	8
White	20
Hispanic	0
Asian	0
Native American	0

6 th Period	Total number of students 12
Black	4
White	8
Hispanic	0
Asian	0
Native American	0

7 th Period	Total number of students 24
Black	6
White	18
Hispanic	0
Asian	0
Native American	0

Grade:	Tenth – Twelfth
Teacher:	B. Bolen
1 st Period	Total number of students 25
Black	7
White	17
Hispanic	1
Asian	0
Native American	0

2 nd Period	Total number of students 26
Black	13
White	12
Hispanic	1
Asian	0
Native American	0
3 rd Period	Conference

4 th Period	Total number of students 19
Black	6
White	13
Hispanic	0
Asian	0
Native American	0

5 th Period	Total number of students 26
Black	8
White	18
Hispanic	0
Asian	0
Native American	0

6 th Period	Total number of students 13
Black	2
White	11
Hispanic	0
Asian	0
Native American	0

7 th Period	Total number of students 19
Black	8

White	11
Hispanic	0
Asian	0
Native American	0
Grade:	Ninth - Twelfth
Teacher:	L. Bragg
1 st Period	Total number of students 20
Black	5
White	15
Hispanic	0
Asian	0
Native American	0
2 nd Period	Total number of students 15
Black	7
White	8
Hispanic	0
Asian	0
Native American	0
3 rd Period	Total number of students 19
Black	4
White	14
Hispanic	1
Asian	0
Native American	0
4 th Period	Conference
5 th Period	Total number of students 24
Black	10
White	13
Hispanic	1
Asian	0
Native American	0
6 th Period	Cheerleader Sponsor
7 th Period	Total number of students 16
Black	6
White	9
Hispanic	1
Asian	0
Native American	0
Grade:	Eighth
Teacher:	L. Byrd
1 st Period	Total number of students 19
Black	7
White	12
Hispanic	0
Asian	0
Native American	0
2 nd Period	Conference
3 rd Period	Total number of students 24
Black	10
White	14
Hispanic	0
Asian	0
Native American	0
4 th Period	Total number of students 24
Black	10
White	14
Hispanic	0

Asian	0
Native American	0
5 th Period	Total number of students 21
Black	7
White	14
Hispanic	0
Asian	0
Native American	0
6 th Period	Total number of students 17
Black	4
White	13
Hispanic	0
Asian	0
Native American	0
7 th Period	Total number of students 21
Black	5
White	15
Hispanic	1
Asian	0
Native American	0
Grade:	Ninth - Twelfth
Teacher:	R. Byrne
1 st Period	Total number of students 26
Black	12
White	10
Hispanic	4
Asian	0
Native American	0
2 nd Period	Total number of students 23
Black	9
White	12
Hispanic	2
Asian	0
Native American	0
3 rd Period	Total number of students 23
Black	7
White	14
Hispanic	2
Asian	0
Native American	0
4 th Period	Conference
5 th Period	Total number of students 22
Black	9
White	13
Hispanic	0
Asian	0
Native American	0
6 th Period	Total number of students 7
Black	5
White	2
Hispanic	0
Asian	0
Native American	0
7 th Period	Total number of students 24
Black	11
White	13
Hispanic	0
Asian	0

Native American	0
Grade:	Eighth – Twelfth
Teacher:	R. Cox
1 st Period	(Taught at East Tate Elementary)
2 nd Period	Conference
3 rd Period	Total number of students 21
Black	9
White	12
Hispanic	0
Asian	0
Native American	0
4 th Period	Total number of students 4
Black	2
White	2
Hispanic	0
Asian	0
Native American	0
5 th Period	Total number of students 27
Black	12
White	15
Hispanic	0
Asian	0
Native American	0
6 th Period	Total number of students 42 (Band)
Black	9
White	29
Hispanic	4
Asian	0
Native American	0
7 th Period	Total number of students 19
Black	9
White	9
Hispanic	1
Asian	0
Native American	0
Grade:	Seventh – Twelfth (P.E.)
Teacher:	D. Chambliss
1 st Period	Total number of students 61
Black	20
White	39
Hispanic	2
Asian	0
Native American	0
2 nd Period	Total number of students 57
Black	13
White	43
Hispanic	1
Asian	0
Native American	0
3 rd Period	Total number of students 23
Black	6
White	17
Hispanic	0
Asian	0
Native American	0
4 th Period	Total number of students 27
Black	11

White	15
Hispanic	1
Asian	0
Native American	0
5 th Period	Conference
6 th Period	Total number of students 18
Black	1
White	17
Hispanic	0
Asian	0
Native American	0
7 th Period	Total number of students 15
Black	0
White	15
Hispanic	0
Asian	0
Native American	0
Grade:	Ninth – Twelfth
Teacher:	M. Chambliss
1 st Period	Conference
2 nd Period	Total number of students 20
Black	8
White	12
Hispanic	0
Asian	0
Native American	0
3 rd Period	Total number of students 21
Black	4
White	17
Hispanic	0
Asian	0
Native American	0
4 th Period	Total number of students 21
Black	4
White	17
Hispanic	0
Asian	0
Native American	0
5 th Period	Total number of students 22
Black	5
White	16
Hispanic	1
Asian	0
Native American	0
6 th Period	Total number of students 15
Black	6
White	9
Hispanic	0
Asian	0
Native American	0
7 th Period	Total number of students 22
Black	13
White	9
Hispanic	0
Asian	0
Native American	0

Grade:	Seventh – Twelfth
Teacher:	K. Dunigan
1 st Period	Total number of students 18
Black	4
White	13
Hispanic	0
Asian	0
Native American	0

2 nd Period	Total number of students 13
Black	3
White	10
Hispanic	0
Asian	0
Native American	0

3 rd Period	Total number of students 21
Black	13
White	7
Hispanic	1
Asian	0
Native American	0

4 th Period	Total number of students 22
Black	13
White	8
Hispanic	1
Asian	0
Native American	0

5 th Period	Total number of students 22
Black	2
White	19
Hispanic	1
Asian	0
Native American	0

6 th Period	Conference
------------------------	------------

7 th Period	Total number of students 18
Black	1
White	17
Hispanic	0
Asian	0
Native American	0

Grade:	Seventh - Eighth
Teacher:	C. Hadley
1 st Period	Total number of students 24
Black	6
White	17
Hispanic	1
Asian	0
Native American	0

2 nd Period	Total number of students 17
Black	6
White	11
Hispanic	0
Asian	0
Native American	0

3 rd Period	Total number of students 23
Black	8
White	15
Hispanic	0
Asian	0

Native American	0
4 th Period	Total number of students 20
Black	7
White	13
Hispanic	0
Asian	0
Native American	0
5 th Period	Total number of students 24
Black	6
White	18
Hispanic	0
Asian	0
Native American	0
6 th Period	Conference
7 th Period	Total number of students 22
Black	7
White	15
Hispanic	0
Asian	0
Native American	0
Grade:	Ninth – Twelfth
Teacher:	T. Holts
1 st Period	Total number of students 17
Black	7
White	10
Hispanic	0
Asian	0
Native American	0
2 nd Period	Total number of students 25
Black	13
White	11
Hispanic	1
Asian	0
Native American	0
3 rd Period	Total number of students 27
Black	11
White	15
Hispanic	1
Asian	0
Native American	0
4 th Period	Total number of students 26
Black	12
White	13
Hispanic	1
Asian	0
Native American	0
5 th Period	Conference
6 th Period	Coach of Athletics
7 th Period	Total number of students 66 (P.E.)
Black	41
White	23
Hispanic	2
Asian	0
Native American	0
Grade:	Seventh - Twelfth
Teacher:	J. Howington, Jr.
1 st Period	Total number of students 27

Black	10
White	16
Hispanic	1
Asian	0
Native American	0
2 nd Period	Total number of students 24
Black	12
White	12
Hispanic	0
Asian	0
Native American	0
3 rd Period	Total number of students 25
Black	13
White	12
Hispanic	0
Asian	0
Native American	0
4 th Period	Total number of students 31
Black	4
White	16
Hispanic	1
Asian	0
Native American	0
5 th Period	Total number of students 31
Black	10
White	16
Hispanic	5
Asian	0
Native American	0
6 th Period	Total number of students 43
Black	19
White	24
Hispanic	0
Asian	0
Native American	0
7 th Period	Conference
Grade:	Seventh - Eighth
Teacher:	L. Jamison
1 st Period	Total number of students 14
Black	13
White	1
Hispanic	0
Asian	0
Native American	0
2 nd Period	Total number of students 19
Black	11
White	7
Hispanic	1
Asian	0
Native American	0
3 rd Period	Total number of students 21
Black	5
White	15
Hispanic	1
Asian	0
Native American	0
4 th Period	Total number of students 18
Black	8

White	10
Hispanic	0
Asian	0
Native American	0
5 th Period	Conference
6 th Period	Total number of students 22
Black	7
White	14
Hispanic	1
Asian	0
Native American	0
7 th Period	Total number of students 21
Black	11
White	10
Hispanic	0
Asian	0
Native American	0
Grade:	Seventh
Teacher:	H. Little
1 st Period	Total number of students 23
Black	11
White	12
Hispanic	0
Asian	0
Native American	0
2 nd Period	Conference
3 rd Period	Total number of students 24
Black	9
White	14
Hispanic	1
Asian	0
Native American	0
4 th Period	Total number of students 24
Black	9
White	14
Hispanic	1
Asian	0
Native American	0
5 th Period	Total number of students 18
Black	8
White	9
Hispanic	1
Asian	0
Native American	0
6 th Period	Total number of students 19
Black	8
White	11
Hispanic	0
Asian	0
Native American	0
7 th Period	Total number of students 17
Black	6
White	10
Hispanic	1
Asian	0
Native American	0

Grade:	Tenth – Twelfth
Teacher:	L. McFarlin
1 st Period	Total number of students 30
Black	15
White	14
Hispanic	1
Asian	0
Native American	0

2 nd Period	Total number of students 24
Black	7
White	16
Hispanic	1
Asian	0
Native American	0

3 rd Period	Total number of students 20
Black	3
White	17
Hispanic	0
Asian	0
Native American	0

4 th Period	Total number of students 13
Black	6
White	7
Hispanic	0
Asian	0
Native American	0

5 th Period	Conference
------------------------	------------

6 th Period	Total number of students 16
Black	9
White	7
Hispanic	0
Asian	0
Native American	0

7 th Period	Total number of students 20
Black	10
White	10
Hispanic	0
Asian	0
Native American	0

Grade:	Tenth - Twelfth
Teacher:	K. Moore
1 st Period	Total number of students 21
Black	6
White	15
Hispanic	0
Asian	0
Native American	0

2 nd Period	Total number of students 11
Black	4
White	7
Hispanic	0
Asian	0
Native American	0

3 rd Period	Conference
------------------------	------------

4 th Period	Total number of students 25
Black	9
White	16

Hispanic	0
Asian	0
Native American	0
5 th Period	Total number of students 25
Black	7
White	18
Hispanic	0
Asian	0
Native American	0
6 th Period	Total number of students 19
Black	10
White	9
Hispanic	0
Asian	0
Native American	0
7 th Period	Total number of students 16
Black	6
White	9
Hispanic	1
Asian	0
Native American	0
Grade:	Ninth – Twelfth
Teacher:	E. Nixon
1 st Period	Total number of students 23
Black	14
White	8
Hispanic	1
Asian	0
Native American	0
2 nd Period	Total number of students 28
Black	14
White	13
Hispanic	1
Asian	0
Native American	0
3 rd Period	Total number of students 28
Black	12
White	13
Hispanic	3
Asian	0
Native American	0
4 th Period	Total number of students 30
Black	14
White	15
Hispanic	1
Asian	0
Native American	0
5 th Period	Total number of students 19
Black	17
White	2
Hispanic	0
Asian	0
Native American	0
6 th Period	Conference
7 th Period	Coach of Athletics
Grade:	Ninth - Twelfth
Teacher:	M. Parker
1 st Period	Total number of students 18

Grade:	Tenth – Twelfth
Teacher:	L. McFarlin
1 st Period	Total number of students 30
Black	15
White	14
Hispanic	1
Asian	0
Native American	0

2 nd Period	Total number of students 24
Black	7
White	16
Hispanic	1
Asian	0
Native American	0

3 rd Period	Total number of students 20
Black	3
White	17
Hispanic	0
Asian	0
Native American	0

4 th Period	Total number of students 13
Black	6
White	7
Hispanic	0
Asian	0
Native American	0

5 th Period	Conference
------------------------	------------

6 th Period	Total number of students 16
Black	9
White	7
Hispanic	0
Asian	0
Native American	0

7 th Period	Total number of students 20
Black	10
White	10
Hispanic	0
Asian	0
Native American	0

Grade:	Tenth - Twelfth
Teacher:	K. Moore
1 st Period	Total number of students 21
Black	6
White	15
Hispanic	0
Asian	0
Native American	0

2 nd Period	Total number of students 11
Black	4
White	7
Hispanic	0
Asian	0
Native American	0

3 rd Period	Conference
------------------------	------------

4 th Period	Total number of students 25
Black	9
White	16

5 th Period	Total number of students 11
Black	3
White	8
Hispanic	0
Asian	0
Native American	0

6 th Period	Total number of students 27
Black	9
White	18
Hispanic	0
Asian	0
Native American	0

7 th Period	Total number of students 24
Black	11
White	13
Hispanic	0
Asian	0
Native American	0

Grade:	Eleventh - Twelfth
Teacher:	M. Schwartz
1 st Period	Total number of students 16
Black	9
White	6
Hispanic	1
Asian	0
Native American	0

2 nd Period	Total number of students 10
Black	1
White	8
Hispanic	1
Asian	0
Native American	0

3 rd Period	Total number of students 15
Black	8
White	7
Hispanic	0
Asian	0
Native American	0

4 th Period	Total number of students 14
Black	3
White	11
Hispanic	0
Asian	0
Native American	0

5 th Period	Total number of students 18
Black	10
White	7
Hispanic	1
Asian	0
Native American	0

6 th Period	Total number of students 18
Black	11
White	7
Hispanic	0
Asian	0
Native American	0

7 th Period	Conference
------------------------	------------

Black	6
White	12
Hispanic	0
Asian	0
Native American	0
2 nd Period	Total number of students 17
Black	7
White	8
Hispanic	2
Asian	0
Native American	0
3 rd Period	Conference
4 th Period	Total number of students 26
Black	13
White	11
Hispanic	2
Asian	0
Native American	0
5 th Period	Total number of students 9
Black	4
White	5
Hispanic	0
Asian	0
Native American	0
6 th Period	Total number of students 2
Black	2
White	0
Hispanic	0
Asian	0
Native American	0
7 th Period	Total number of students 15
Black	6
White	9
Hispanic	0
Asian	0
Native American	0
Grade:	Ninth – Twelfth
Teacher:	J. Pulliam
1 st Period	Total number of students 21
Black	7
White	14
Hispanic	0
Asian	0
Native American	0
2 nd Period	Total number of students 22
Black	7
White	15
Hispanic	0
Asian	0
Native American	0
3 rd Period	Conference
4 th Period	Total number of students 10
Black	3
White	5
Hispanic	2
Asian	0
Native American	0

Hispanic	1
Asian	0
Native American	0
5 th Period	Total number of students 23
Black	12
White	11
Hispanic	0
Asian	0
Native American	0
6 th Period	Total number of students 19
Black	5
White	13
Hispanic	1
Asian	0
Native American	0
7 th Period	Total number of students 21
Black	8
White	12
Hispanic	1
Asian	0
Native American	0
Grade:	Ninth Eleventh – Twelfth
Teacher:	R. Sellers
1 st Period	Total number of students 29
Black	7
White	21
Hispanic	1
Asian	0
Native American	0
2 nd Period	Conference
3 rd Period	Total number of students 21
Black	8
White	13
Hispanic	0
Asian	0
Native American	0
4 th Period	Total number of students 20
Black	6
White	14
Hispanic	0
Asian	0
Native American	0
5 th Period	Total number of students 13
Black	3
White	9
Hispanic	1
Asian	0
Native American	0
6 th Period	Total number of students 21
Black	9
White	12
Hispanic	0
Asian	0
Native American	0
7 th Period	Coach of Athletics

Grade:	Tenth – Twelfth
Teacher:	R. Shackelford
1 st Period	Total number of students 14
Black	10
White	4
Hispanic	0
Asian	0
Native American	0

2 nd Period	Total number of students 12
Black	3
White	9
Hispanic	0
Asian	0
Native American	0

3 rd Period	Total number of students 15
Black	4
White	11
Hispanic	0
Asian	0
Native American	0

4 th Period	Total number of students 12
Black	9
White	3
Hispanic	0
Asian	0
Native American	0

5 th Period	Total number of students 26
Black	8
White	16
Hispanic	2
Asian	0
Native American	0

6 th Period	Conference
------------------------	------------

7 th Period	Coach of Athletics
------------------------	--------------------

Grade:	Eighth – Eleventh
Teacher:	M.A. Smith
1 st Period	Total number of students 18
Black	5
White	11
Hispanic	2
Asian	0
Native American	0

2 nd Period	Total number of students 14
Black	3
White	11
Hispanic	0
Asian	0
Native American	0

3 rd Period	Total number of students 17
Black	3
White	13
Hispanic	1
Asian	0
Native American	0

4 th Period	Total number of students 18
Black	8
White	9
Hispanic	1

Asian	0
Native American	0
5 th Period	Total number of students 21
Black	9
White	12
Hispanic	0
Asian	0
Native American	0
6 th Period	Total number of students 28
Black	12
White	14
Hispanic	2
Asian	0
Native American	0
7 th Period	Conference
Grade:	Seventh - Eighth
Teacher:	D. Speake
1 st Period	Total number of students 24
Black	8
White	16
Hispanic	0
Asian	0
Native American	0
2 nd Period	Total number of students 17
Black	4
White	13
Hispanic	0
Asian	0
Native American	0
3 rd Period	Total number of students 30
Black	9
White	19
Hispanic	2
Asian	0
Native American	0
4 th Period	Total number of students 20
Black	4
White	15
Hispanic	1
Asian	0
Native American	0
5 th Period	Total number of students 22
Black	11
White	11
Hispanic	0
Asian	0
Native American	0
6 th Period	Total number of students 23
Black	7
White	16
Hispanic	0
Asian	0
Native American	0
7 th Period	Conference
Grade:	Ninth – Twelfth
Teacher:	H. Stanford
1 st Period	Conference

2 nd Period	Total number of students 24
Black	11
White	12
Hispanic	1
Asian	0
Native American	0

3 rd Period	Total number of students 24
Black	18
White	5
Hispanic	1
Asian	0
Native American	0

4 th Period	Total number of students 21
Black	8
White	13
Hispanic	0
Asian	0
Native American	0

5 th Period	Total number of students 20
Black	6
White	12
Hispanic	2
Asian	0
Native American	0

6 th Period	Total number of students 27
Black	11
White	14
Hispanic	2
Asian	0
Native American	0

7 th Period	Total number of students 19
Black	8
White	10
Hispanic	1
Asian	0
Native American	0

Grade:	Ninth – Twelfth
Teacher:	D. Sumrall
1 st Period	Total number of students 11
Black	3
White	8
Hispanic	0
Asian	0
Native American	0

2 nd Period	Total number of students 12
Black	0
White	12
Hispanic	0
Asian	0
Native American	0

3 rd Period	Total number of students 11
Black	1
White	10
Hispanic	0
Asian	0
Native American	0

4 th Period	Total number of students 11
Black	1

White	10
Hispanic	0
Asian	0
Native American	0
5 th Period	Conference
6 th Period	Total number of students 6
Black	0
White	6
Hispanic	0
Asian	0
Native American	0
7 th Period	Total number of students 6
Black	0
White	6
Hispanic	0
Asian	0
Grade:	Ninth
Teacher:	S. Treadway
1 st Period	Conference
2 nd Period	Total number of students 21
Black	8
White	10
Hispanic	3
Asian	0
Native American	0
3 rd Period	Total number of students 21
Black	8
White	11
Hispanic	2
Asian	0
Native American	0
4 th Period	Total number of students 15
Black	5
White	9
Hispanic	1
Asian	0
Native American	0
5 th Period	Total number of students 14
Black	3
White	10
Hispanic	1
Asian	0
Native American	0
6 th Period	Total number of students 22
Black	12
White	10
Hispanic	0
Asian	0
Native American	0
7 th Period	Total number of students 20
Black	8
White	11
Hispanic	1
Asian	0
Native American	0
Grade:	Ninth – Twelfth
Teacher:	R. Waites

1 st Period	Conference
2 nd Period	Total number of students 14
Black	2
White	12
Hispanic	0
Asian	0
Native American	0
3 rd Period	Total number of students 23
Black	7
White	16
Hispanic	0
Asian	0
Native American	0
4 th Period	Total number of students 18
Black	8
White	9
Hispanic	1
Asian	0
Native American	0
5 th Period	Total number of students 23
Black	10
White	12
Hispanic	1
Asian	0
Native American	0
6 th Period	Total number of students 22
Black	9
White	12
Hispanic	1
Asian	0
Native American	0
7 th Period	Total number of students 18
Black	7
White	9
Hispanic	2
Asian	0
Native American	0

Paragraph 3 under 9:

The transportation system of the school district is desegregated completely, with the exception of a few remote areas, where only one race lives on the school bus route.

Paragraph 4 under 9:

All the facilities such as gymnasiums, auditoriums, and cafeterias are being operated on a desegregated basis.

Paragraph 5 under 9:


The Tate County School Board has not sold or abandoned any school facilities, equipment, or supplies of any value since July 2, 1970.

The Tate County School Board has donated 1 ½ acres in the Strayhorn Community of Tate County to a Tate County non-profit organization and 3.3 acres to the Poagville Volunteer Fire Department.


Respectfully submitted this the 5th day of March, 2013.

Tate County Board of Education

By:


James Malone - Conservator

Attest:



John T. Lamar, Jr. - Attorney
Board of Education

Address:
Tate County School District
107 Court Street
Senatobia, MS 38668

CERTIFICATE OF SERVICE

I, John T. Lamar, Jr. attorney for the Tate County Board of Education, do hereby certify that I have this day mailed, by United States mail, postage prepaid, a true and correct copy of the above and foregoing Annual Report of the Tate County School District to the honorable David Crews, Clerk of the United States District Court a his address of 911 Jackson Avenue, Room 369, Oxford, Mississippi 38655-3622.

This is the ¹¹6th day of March, 2013.



JOHN T. LAMAR, JR.
Certifying Attorney

FOR THE NORTHERN DISTRICT OF MISSISSIPPI

DELTA DIVISION

KELLY MCNEAL, ET.AL.)	
)	
PLAINTIFFS)	
)	
V.)	
)	NO. DC7029-S
TATE COUNTY SCHOOL DISTRICT, ET.AL)	
)	
DEFENDENTS)	
)	