

# DYS Seclusion Hours

## Correctional Institution Inspection Committee

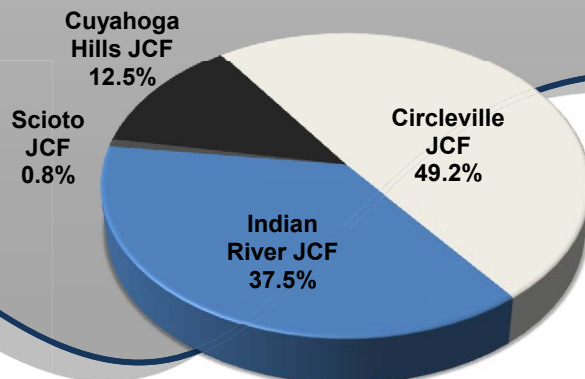
February 11, 2015

### Seclusion Defined

Under DYS policy 301.05.04, seclusion is the involuntary confinement of a youth alone in his or her own room or in a safe room for a brief period.

- The use of regular seclusion and pre-hearing seclusion shall be used as a cooling off period and shall be discontinued at the point the youth is able to successfully demonstrate he or she has calmed down and safely able to return to population.
- Youth placed in seclusion are checked visually by staff at least every 15 minutes (recorded on a Youth Intervention Monitoring Log) and are visited daily by personnel from administrative, clinical, social work, religious, and/or medical units.
- Youth placed in seclusion shall be afforded living conditions and privileges approximating those available to the general population. Exceptions shall be justified by clear and substantiated evidence.

### CY 2014 Total Seclusion Hours By Facility



### DOJ Seclusion Litigation Update (Press Release)

#### Justice Department Settles Lawsuit Against State of Ohio to End Unlawful Seclusion of Youth in Juvenile Correctional Facilities

“The United States and private plaintiffs announced on May 21, 2014 that it reached an agreement with the state of Ohio, under which the State Department of Youth Services (DYS) will dramatically reduce, and eventually eliminate, its use of seclusion on young people in its custody. DYS will also ensure that young people in its juvenile facilities receive individualized mental health treatment to prevent and address the conditions and behaviors that led to seclusion. The order resolves allegations that the state subjects young people with mental health needs in its custody to harmful seclusion and withholds treatment and programming, in violation of their constitutional rights.”

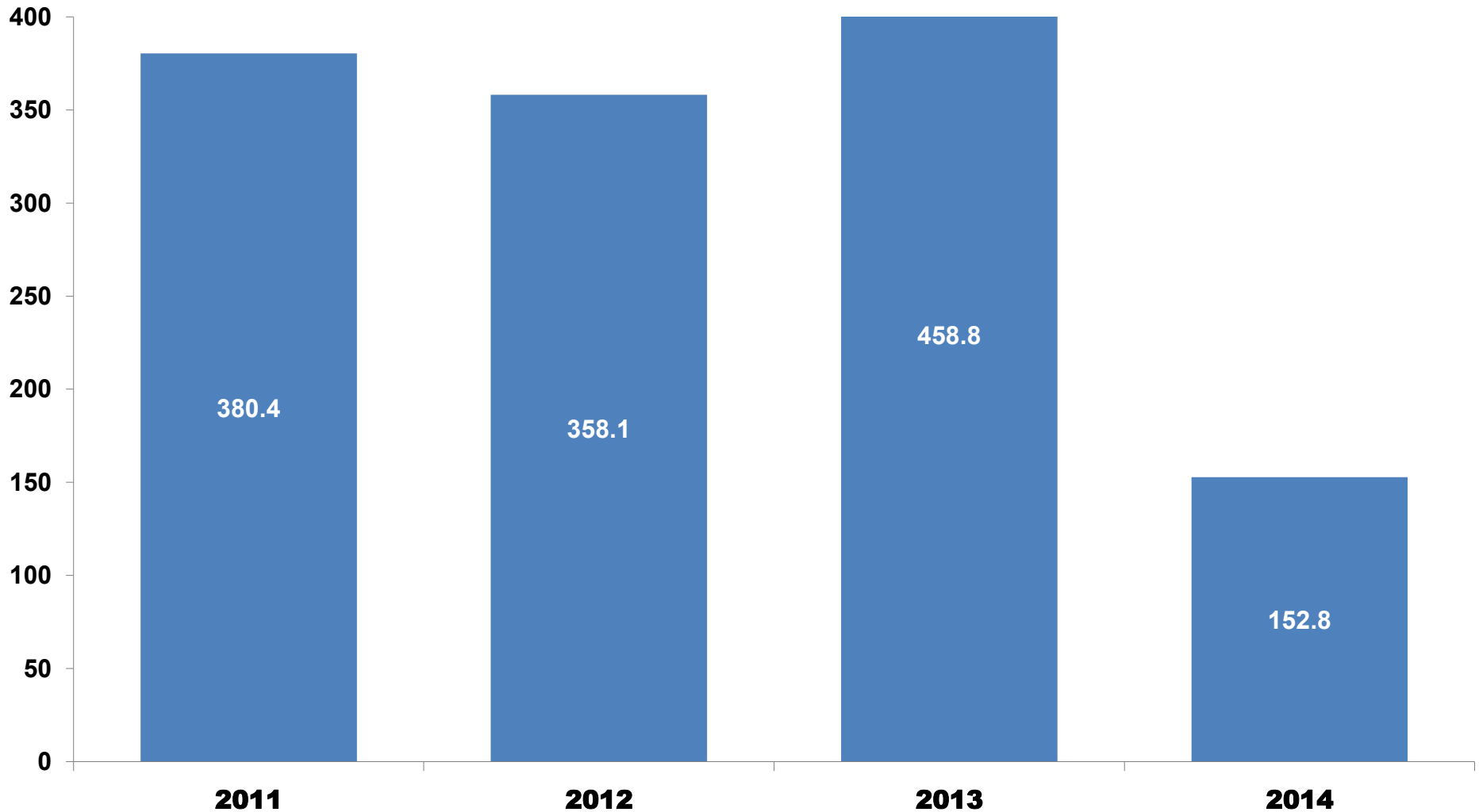
### Key Statistics

In 2014, there were **66,027 reported hours of seclusion**, a 64.8% decrease from 2012. Positively, the **DYS system-wide rate** of seclusion hours per youth decreased 57.3% during this period.

The largest number of seclusion hours occurred at **Circleville JCF**, totaling 32,492 reported hours or 49.2% of all hours.

**Circleville JCF** also reported the highest rate of seclusion hours per youth, with 255.8 hours.

## DYS Seclusion Hour Rates Per Youth CY 2011 - 2014

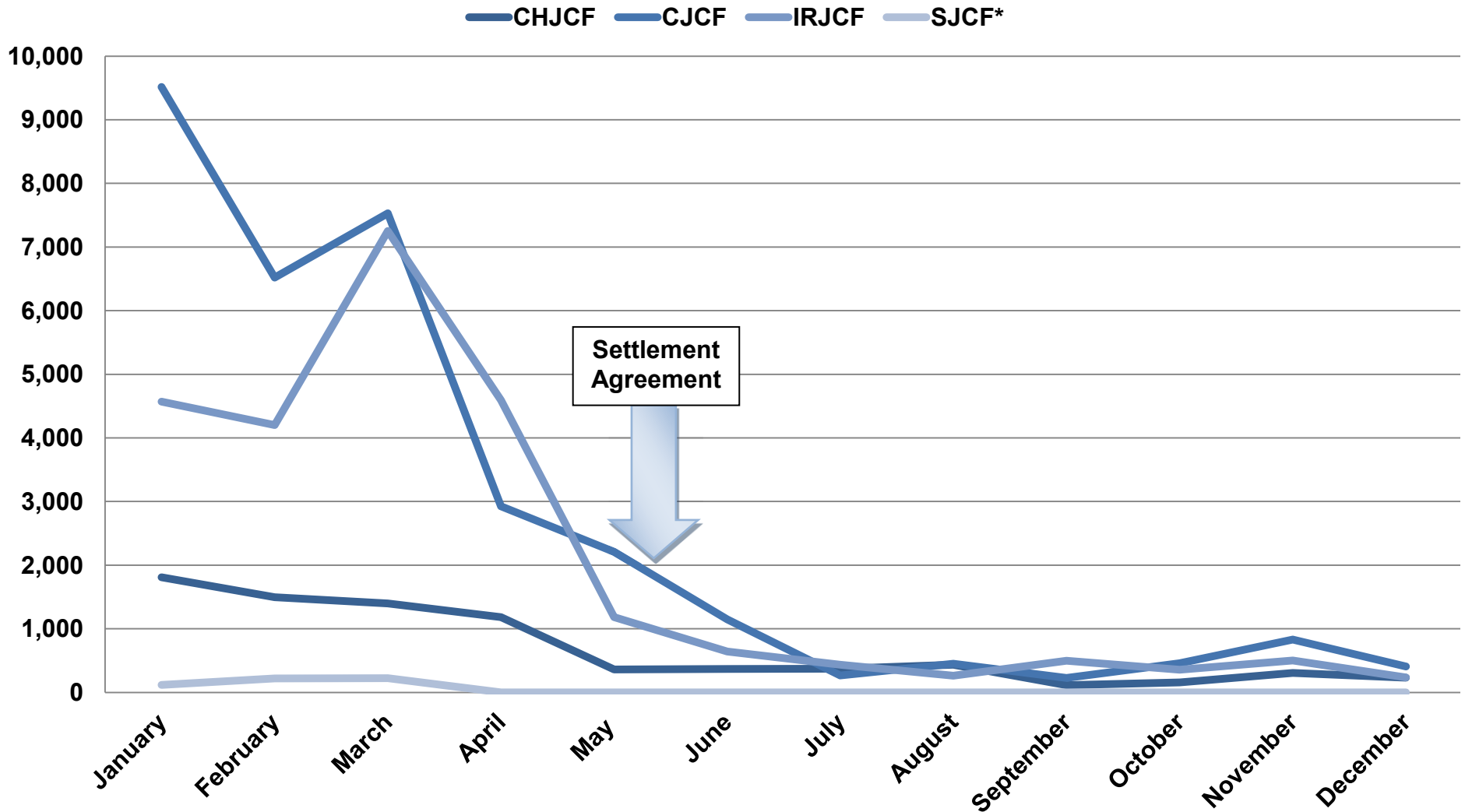


\* Data was calculated by dividing DYS' total number of seclusion hours each year (rounded to the nearest whole number) by its average annual population for 2014. NOTE: the data does not take into account whether the same youth was involved in multiple incidents resulting in the use of seclusion.

\*\* Seclusion data was provided by the Ohio Department of Youth Services for 2011 through 2014. Population data was provided by the Ohio Department of Youth Services for January 2011 through December 2014.

# Total Seclusion Hours by Month

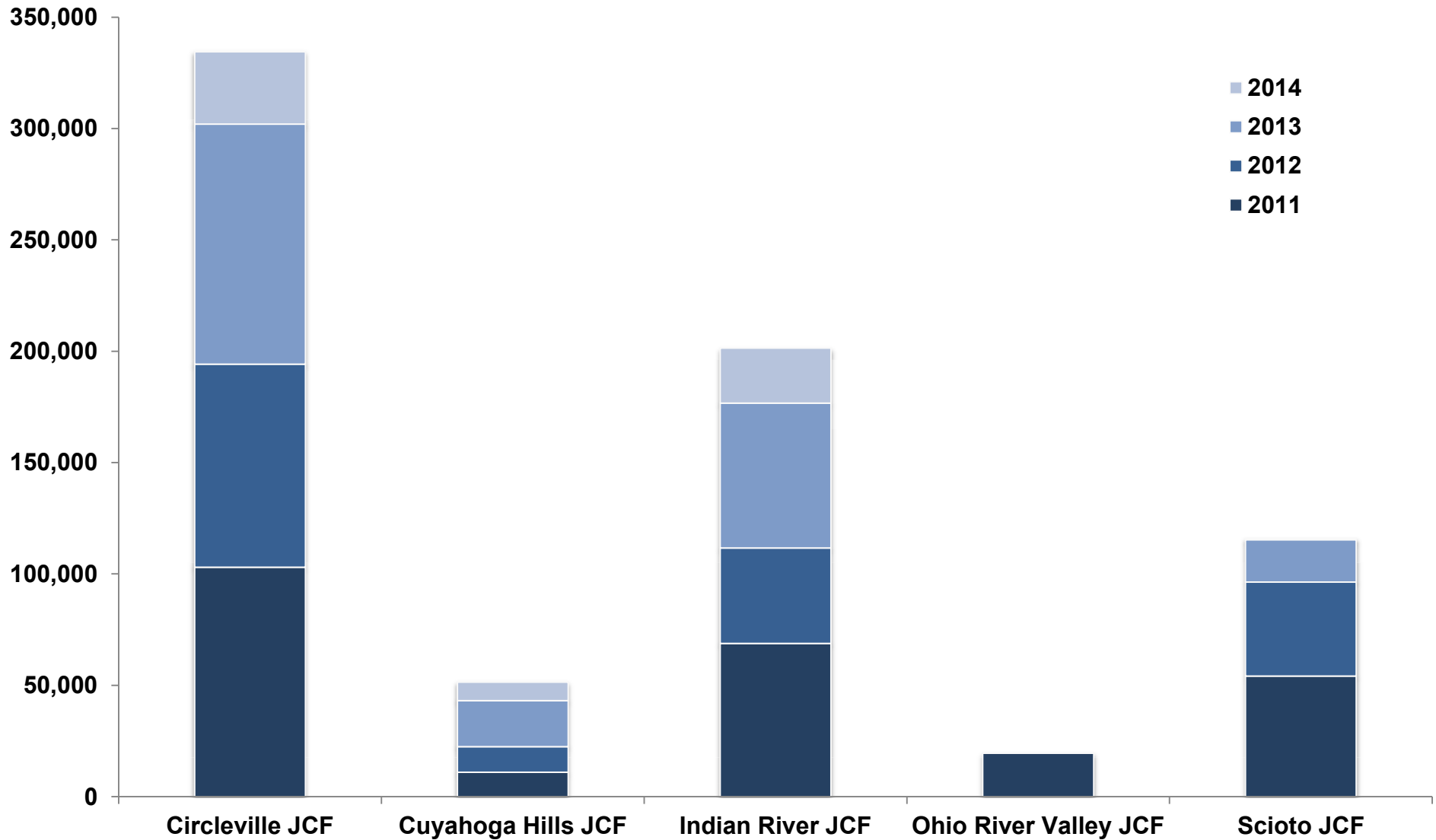
## CY 2014



\* Seclusion data was provided by the Ohio Department of Youth Services for 2014.

\*\*Please note that seclusion hours were rounded to the nearest whole number.

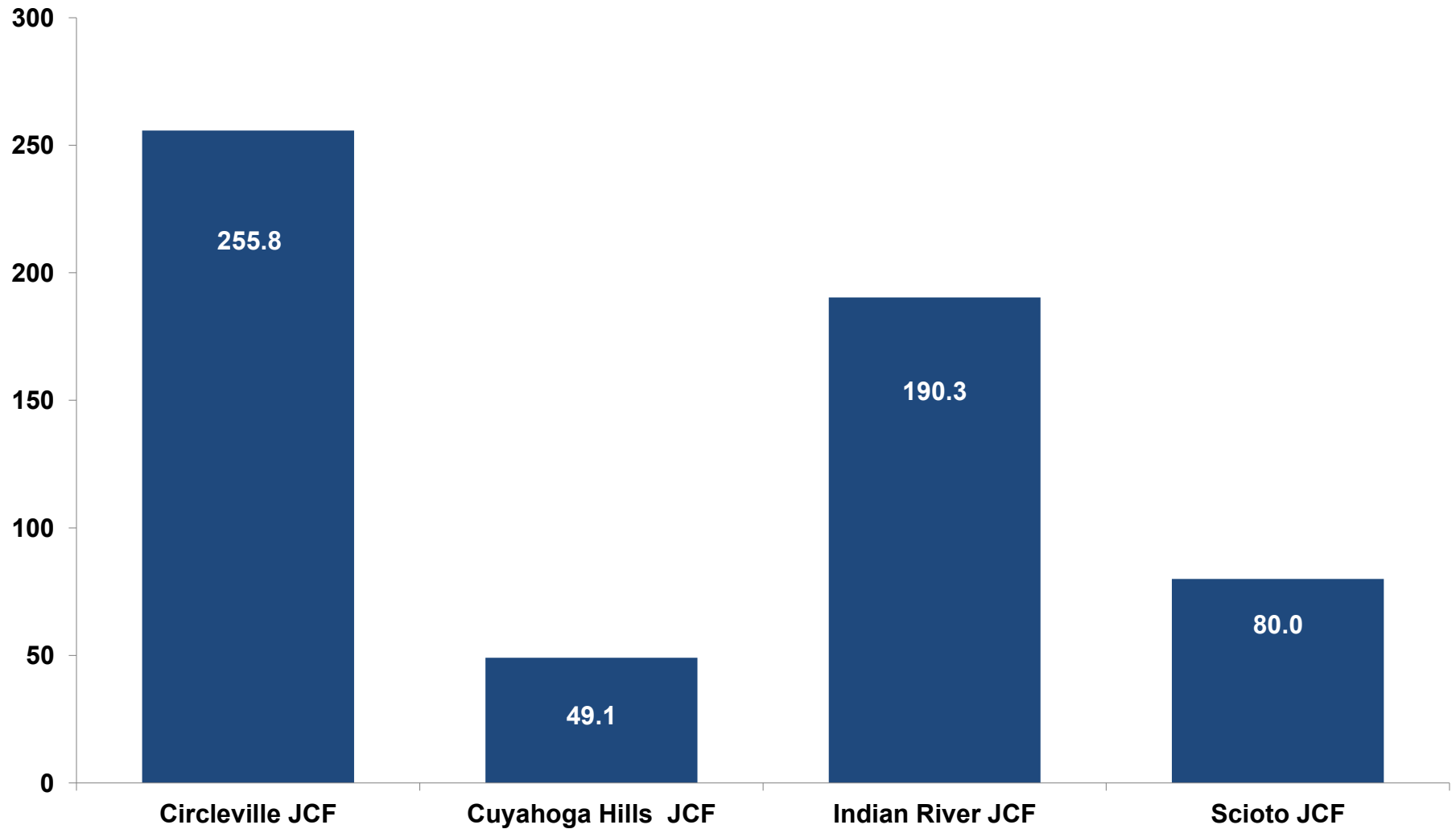
## Total Seclusion Hours by Facility CY 2011-2014



\*Data provided by the Ohio Department of Youth Services for 2011 through 2014.

\*\*Please note that Ohio River Valley JCF closed September 2011 and Scioto JCF closed May 2014.

## Seclusion Hour Rates Per Youth CY 2014



\* Data was calculated by dividing a facility's total number of seclusion hours (rounded to the nearest whole number) by its average annual population for 2014.

NOTE: the data does not take into account whether the same youth was involved in multiple incidents resulting in the use of seclusion.

\*\*Please note Scioto JCF closed in May 2014, therefore affecting the rate and average population.

## 2014 Seclusion Hour Statistics

<b>Month</b>	<b>CHJCF</b>	<b>CJCF</b>	<b>IRJCF</b>	<b>SJCF*</b>	<b>Total Hours</b>
January	1,810	9,514	4,570	117	16,011
February	1,497	6,521	4,203	219	12,440
March	1,398	7,531	7,252	224	16,405
April	1,184	2,926	4,592	0	8,702
May	362	2,210	1,184	0	3,756
June	368	1,149	641	0	2,158
July	371	266	436	0	1,073
August	436	452	262	0	1,150
September	116	227	499	0	842
October	159	459	356	0	974
November	307	829	502	0	1,638
December	233	408	237	0	878
<b>Total</b>	<b>8,241</b>	<b>32,492</b>	<b>24,734</b>	<b>560</b>	<b>66,027</b>

\*Scioto Juvenile Correctional Facility closed May 2014.

\*\*Data provided by the Ohio Department of Youth Services for January through December 2014. Data differs slightly from DYS data to ensure agreement within the brief; the differences may be due to rounding issues.

\*\*\*Please note seclusion hour totals were rounded to the nearest whole number.